



ManpowerGroup®

Notice of Annual Meeting and Proxy Statement 2023

Environmental, Social, Governance (ESG) at ManpowerGroup

In 2022, we were proud to publish the second annual edition of our Working to Change the World Plan and ESG Report.

In the report we detail our commitment to shaping a more sustainable future for all and progress against our three pillars: how we are caring for the **Planet**, amplifying our impact on **People & Prosperity**, and adhering to strong **Principles of Governance** with new awareness and urgency.



Our Working to Change the World Plan is embedded into our business plan, designed around the areas we can impact the most:



We are Globally Recognized for our ethical, responsible business practices and our commitment to driving positive change in the communities we serve:



First in our industry to have our 2030 emission reduction goals validated by the Science Based Targets initiative (SBTi).



Earned new Platinum, Gold and Silver EcoVadis ratings in 7 countries, bringing our cumulative total to 24+ countries & at the Global level.



Recognized as a best place to work in the U.S. by the Disability Equality Index for the 7th consecutive year.



Received a perfect score on the Corporate Equality Index for LGBTQ+ inclusion for the 7th consecutive year.



Named one of the World's Most Ethical Companies for the 13th year – more than any organization in the industry.

Notice of Annual Meeting of Shareholders

 ManpowerGroup® ManpowerGroup Inc. | 100 Manpower Place | Milwaukee, Wisconsin 53212

2023 Annual Meeting Information



Date

Friday
May 5, 2023



Time

9:00 a.m. CDT



Virtual Meeting

This year's meeting is a virtual shareholders meeting at
www.meetnow.global/MYXC6R4



Record Date

The close of business
February 24, 2023

Voting Methods

Whether or not you plan to attend the meeting, it is important that your shares are represented and voted. If you are a shareholder of record ("registered shareholder"), we urge you to vote in advance of the meeting using one of the advance voting methods below. You can vote by any of the following methods:

By Internet:

Prior to the 2023 Annual Meeting, vote your shares online at
www.envisionreports.com/MAN

During the 2023 Annual Meeting, vote your shares online at
www.meetnow.global/MYXC6R4

By Phone:

1-800-652-VOTE (8683)
within the USA, US
territories and Canada

By Mail:

Complete, sign and return proxy card in the postage-paid envelope provided

By QR Code:

Scan this QR code 24/7 to vote with your mobile device



If your shares are held in street name through a bank, broker or other holder of record ("beneficial holder"), you will receive instructions from the holder of record that you must follow in order for your shares to be voted. All shareholders will still be able to vote online during the meeting, even if they previously submitted their proxy.

Items of Business and Voting Recommendations

| PROPOSAL | DESCRIPTION | BOARD VOTE RECOMMENDATION | PAGE REFERENCE (FOR MORE DETAIL) |
|----------|---|-----------------------------------|----------------------------------|
| 1 | To elect twelve individuals nominated by the Board of Directors of ManpowerGroup to serve until 2024 as directors; | FOR each of the director nominees | 76 |
| 2 | To ratify the appointment of Deloitte & Touche LLP as our independent auditors for 2023; | FOR | 78 |
| 3 | To hold an advisory vote on approval of the compensation of our named executive officers; and | FOR | 79 |
| 4 | To hold an advisory vote on the frequency of the advisory vote on the compensation of our named executive officers; and | ONE YEAR | 81 |
| 5 | To transact such other business as may properly come before the meeting | | |

Holders of a majority of the outstanding shares must be present in person or by proxy in order for the annual meeting to be held. For purposes of our meeting, people who attend virtually will be considered in-person.

Important Notice Regarding the Availability of Proxy Materials for the Annual Meeting of Shareholders to be held on May 5, 2023:
The annual report on Form 10-K and proxy statement of ManpowerGroup are available for review at www.envisionreports.com/MAN.

By Order of the Board of Directors

Richard Buchband, Secretary
March 9, 2023

Table of Contents

| | | |
|--------------------------------------|--|----|
| Proxy Summary | 2023 Proxy Statement Summary | i |
| 1 Board of Directors | Director Nominee Biographies | 1 |
| | Composition and Qualifications of Board Members | 8 |
| | Board Diversity and Tenure | 9 |
| | Director Compensation for 2022 | 11 |
| | Non-Employee Director Stock Ownership Guidelines | 13 |
| 2 Governance & Sustainability | Board Leadership Structure | 14 |
| | Board Oversight | 15 |
| | Independent Compensation Consultant | 17 |
| | Board Independence and Related Party Transactions | 19 |
| | Communicating With Our Board | 19 |
| | Meetings and Committees of the Board | 20 |
| | Board Effectiveness and Evaluation | 23 |
| 3 Executive Compensation | Compensation Discussion and Analysis | 24 |
| | Report of the People, Culture and Compensation Committee of the Board of Directors | 48 |
| | People, Culture and Compensation Committee Interlocks and Insider Participation | 48 |
| | Compensation Tables | 49 |
| | Summary Compensation Table | 49 |
| | Grants of Plan-Based Awards in 2022 | 50 |
| | Compensation Agreements and Arrangements | 51 |
| | Grants Under the 2011 Equity Incentive Plan | 51 |
| | Outstanding Equity Awards at December 31, 2022 | 52 |
| | Option Exercises and Stock Vested in 2022 | 54 |
| | Nonqualified Deferred Compensation in 2022 | 55 |
| | Termination of Employment and Change of Control Arrangements | 57 |
| | Post-Termination and Change of Control Benefits | 60 |
| | Compensation Policies and Practices as They Relate to Risk Management | 64 |
| | CEO Pay Ratio | 65 |
| | Pay versus Performance | 66 |













| | | | |
|----------|--|--|-----------|
| 4 | Audit Committee Matters | Audit Committee Report | 70 |
| | | Fees Billed by Deloitte & Touche | 72 |
| | | Independent Auditor Services Policy | 72 |
| 5 | Information About Stock Ownership | Security Ownership of Certain Beneficial Owners | 73 |
| | | Beneficial Ownership of Directors and Executive Officers | 74 |
| 6 | Proposals to be Voted on During the Meeting | 1: Election of Directors | 76 |
| | | 2: Ratification of Independent Auditors | 78 |
| | | 3: Advisory Vote on Approval of the Compensation of Named Executive Officers | 79 |
| | | 4: Advisory Vote on the Frequency of the Advisory Vote on the Compensation of Our Named Executive Officers | 81 |
| 7 | Information About the Meeting | Date, Time and Place of Meeting | 82 |
| | | Proxy Materials are Available on the Internet | 82 |
| | | Participating in the Annual Meeting | 82 |
| | | Soliciting Proxies | 83 |
| | | Vote Required and Voting Standards | 83 |
| | | Corporate Governance Documents | 85 |
| | | Submission of Shareholder Proposals | 86 |
| | | Other Voting Information | 86 |
| | | Other Matters | 86 |

Proxy Statement Summary

This summary highlights information contained in the proxy statement, which is first being made available to shareholders on or about March 9, 2023. This summary does not contain all the information you should consider. We encourage you to read the entire proxy statement before voting. For information regarding ManpowerGroup's 2022 performance, please read ManpowerGroup's 2022 Annual Report on Form 10-K.

Board of Directors Nominees

The following table provides summary information about each of the 12 director nominees, and the committees they serve on. Each director is elected annually by a majority of votes cast. Muriel Pénicaud was appointed to the board of directors effective December 12, 2022.

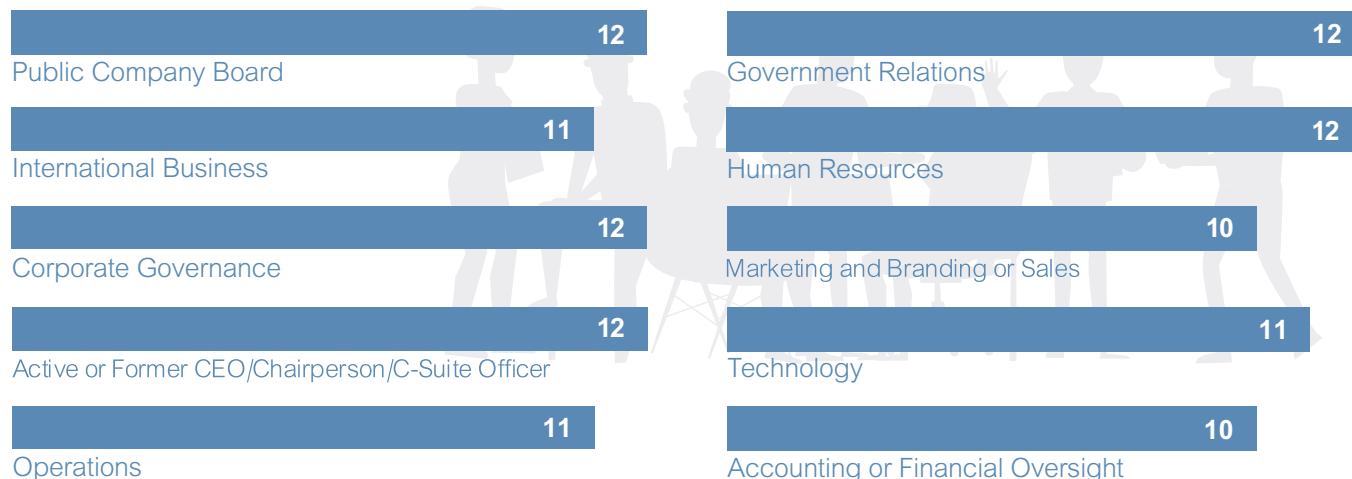
| | NAME | AGE | DIRECTOR SINCE | INDEPENDENT | COMMITTEES |
|---|--|-----|----------------|-------------|---|
|  | Jean-Philippe Courtois | 62 | 2020 | ✓ | • Audit |
|  | William Downe | 70 | 2011 | ✓ | • People, Culture and Compensation |
|  | John F. Ferraro | 67 | 2016 | ✓ | • Audit |
|  | William P. Gipson | 65 | 2020 | ✓ | • People, Culture and Compensation |
|  | Patricia Hemingway Hall | 70 | 2011 | ✓ | • Audit • Governance and Sustainability (CHAIR) |
|  | Julie M. Howard | 60 | 2016 | ✓ | • People, Culture and Compensation • Governance and Sustainability |
|  | Ulice Payne, Jr. | 67 | 2007 | ✓ | • Audit • Governance and Sustainability |
|  | Muriel Pénicaud | 67 | 2022 | ✓ | • People, Culture and Compensation(1) |
|  | Jonas Prising Chief Executive Officer | 58 | 2014 | | • None |
|  | Paul Read | 56 | 2014 | ✓ | • Audit (CHAIR) |
|  | Elizabeth P. Sartain | 68 | 2010 | ✓ | • People, Culture and Compensation (CHAIR) |
|  | Michael J. Van Handel | 63 | 2017 | ✓ | • Governance and Sustainability |

(1) Ms. Pénicaud's committee appointment was effective in February 2023.

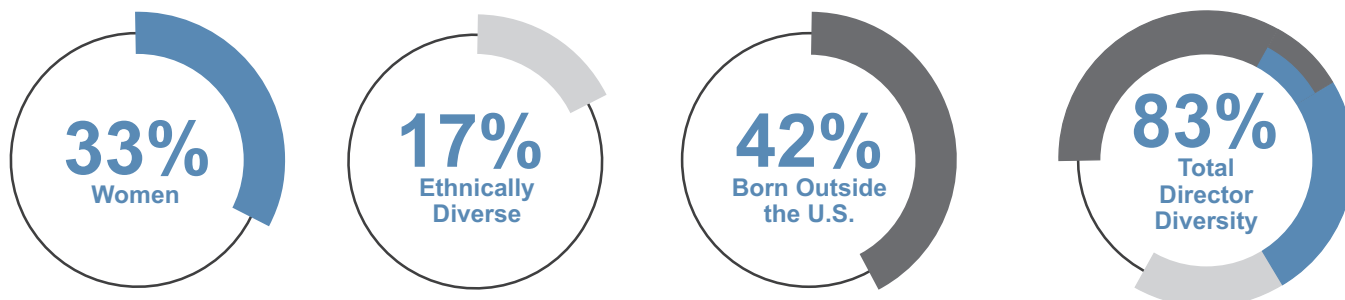
Our Board Has a Diversity of Experiences and Backgrounds

Our Board believes that having a diverse mix of directors with a variety of skills, experience, and backgrounds is essential to meeting its oversight responsibility.

Core Skills & Experience Identified by our Directors



Director Diversity



Board Composition and Leadership

33%
of Board are Current
or Former CEOs or
Chairmen

75%
of Board Leadership are
Women, including Incoming
Lead Director and 2 of 3
Committee Chairs

25%
of Board was
Refreshed over Past
3 Years, with 3 New
Director Appointments

Our Working to Change the World Plan:

The three pillars of our strategy plan – Planet, People & Prosperity, and Principles of Governance — are designed to address the most urgent issues we face and focus on where we can make the most impact, from climate change to the skills shortage.



“To be truly sustainable, our ESG strategy must be embedded in our business strategy. We believe ESG is neither a bolt-on, an outcome, a nice to have or a fad. It’s a journey, in good times and during challenges, and the only way of doing business to create broader shared value for all.”

- Jonas Prising, Chairman & CEO, ManpowerGroup

Global Alignment & Collaboration:

Our Working to Change the World Plan serves as a unifying force. We believe the future is built on partnerships and on all we can achieve collectively to create positive social change.


Signatory to the **United Nations Global Compact**
since 2006


Partner of
JA Worldwide for
more than two decades
JA Europe • JA USA
• JA Americas



Member of the **TENT Partnership for Refugees**

- Coalition for Afghan Refugees
- Sunflower Project to accelerate Ukrainian refugee women into employment in Europe



Strategic Partner of the
World Economic Forum

- Alliance for CEO
- Climate Leaders
- CEO Action Group for the European Green Deal
- Partnering for Racial Justice in Business
- Partnering Against Corruption Initiative



Founding member of the **World Employment Confederation**



Member of **World Business Council for Sustainable Development**

Promoting the **UN Sustainable Development Goals**, particularly those most material to our business



Planet

Delivering on our validated, science-based targets to reduce emissions by 2030 and reach net zero by 2045 or sooner.

We are the first in our industry to have set emissions reduction goals that are validated by the Science-Based Target initiative (SBTi). As part of our transition to net zero by 2045 or sooner, our 2030 targets include:

- Reducing direct emissions (scope 1 and 2) by 60%
- Reducing value chain emissions (scope 3) by 30%

Our validated science-based targets are aligned with the goals of the Paris Climate Agreement, confirming our planned reductions to limit warming to 1.5°C above preindustrial levels.

To reach our targets, we are already activating the levers of our Climate Action Plan (shown on the right) in our key markets to significantly reduce our global emissions.



Highlights

INCREASED RENEWABLE ENERGY BY 9,491 MWh in our 15 largest markets

Deployed program to 16,000 employees and associates to **TRACK COMMUTE PATTERNS** – the largest part of our Scope 3 emissions



Committed to reaching **NET ZERO BY 2045** or sooner

First company in our industry to have set **VALIDATED, SCIENCE-BASED TARGETS**, in line with a 1.5°C future

Engaged in the World Economic Forum Alliance of CEO Climate Leaders, working to mitigate over **1GT OF EMISSIONS ANNUALLY BY 2030**

RECEIVED AN A- IN THE 2022 CDP (CARBON DISCLOSURE PROJECT) SUBMISSION — included in the top 16% of companies in the leadership level

REDUCED OPERATIONAL EMISSIONS BY 39% from our 2019 baseline, bringing us over halfway to our 2030 goal

Activated Planet Teams in markets representing 80%+ of revenue to **ALIGN STRATEGY GLOBALLY & DELIVER LOCALLY** on our Climate Action Plan



People & Prosperity

Being Creators of Talent at Scale and finding meaningful work for all.

We are #PeopleFirst. Every year, we help to improve millions of lives, connecting people with meaningful work and supporting them with guidance, advice, assessments, coaching and pathways to long-term sustainable employment.

Key to our People and Prosperity strategy is our commitment to being **Creators of Talent at Scale** -- increasing employability and opportunity through career guidance, assessment, coaching, upskilling and reskilling -- and providing **Meaningful Work for All** -- championing diversity, equity, inclusion and belonging in the workplace, prioritizing people's health and wellbeing, and committing to flexible work models to enable more people to participate in the workforce.



Highlights



Connected **2 MILLION** people to meaningful, sustainable work

TRANSFORMED 200,000+ LIVES

to date with personalized career coaching, assessment and training through our Manpower MyPath upskilling program



GRADUATED MORE THAN 1,700 IT DEVELOPERS through our Experis Academy

RESKILLED and PROVIDED LANGUAGE TRAINING to more than 20,000 REFUGEES in the last 5 years through partnerships with UNHCR, the Tent Partnership for Refugees, HIAS and more



Expanded our commitment to **HIRE AND TRAIN 3,000 REFUGEES IN THE US AND 800 IN THE NETHERLANDS** over the next 3 years



Recognized as a **BEST PLACE TO WORK FOR DISABILITY INCLUSION** for the 7th consecutive year by Disability Equality Index



Recognized as a **BEST PLACE TO WORK FOR LGBTQ+** for the 7th consecutive year by the Human Rights Campaign

>30%

GENDER DIVERSITY in our Board of Directors for more than 10 years



Set new goal to reach **50% WOMEN IN LEADERSHIP** by 2025, extending previous goal of 40%



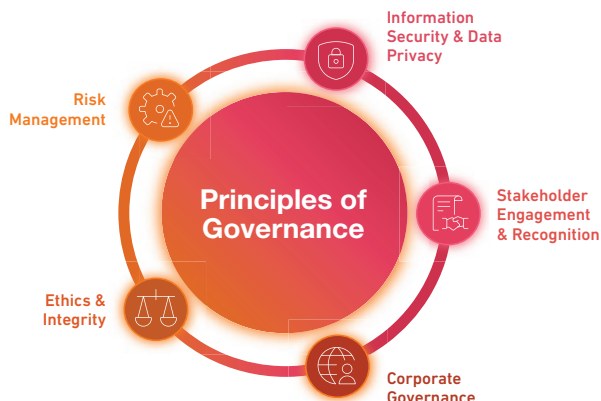
Principles of Governance

Setting high ethical standards for our industry and creating long-term value for all stakeholders.

Trust, transparency and accountability are foundational to delivering on our purpose and our promise to create value for all stakeholders.


We are committed to running a responsible and transparent business, setting high ethical standards for our industry and supply chain, and embracing corporate governance best practices.


We do this across our business aligned to the following areas of focus in our Governance strategy.



Highlights

Named by Ethisphere as one of the **WORLD'S MOST ETHICAL COMPANIES FOR THE 13th YEAR** - the only company in our industry to be awarded this accolade for more than a decade 


Consolidated Board oversight of ESG in the newly named **GOVERNANCE AND SUSTAINABILITY COMMITTEE** 

 Named by **EVEREST GROUP AS LEADERS WITH STAR DESIGNATIONS:** Experis U.S., Right Management, RPO (Global Leaders for 12 consecutive years) & TAPFIN (Global Leaders for 9 consecutive years)

 Named to the **DOW JONES SUSTAINABILITY INDEX FOR THE 14th CONSECUTIVE YEAR**

Earned new **PLATINUM, GOLD AND SILVER ECOVADIS RANKINGS** in 7 countries, bringing our cumulative total to 24+ countries & at the Global level



 Completed our **11th CARBON DISCLOSURE PROJECT (CDP) RESPONSE**

RATED TOP ESG PERFORMANCE, in our industry by Sustainalytics, putting us in the second percentile of all companies

 Recognized as **CS050 AWARD WINNER** for our cyber security approaches

 Published our **HUMAN RIGHTS POLICY** and aligned reporting to new Stakeholder Capitalism Metrics framework

Key Compensation Practices

The people, culture and compensation committee continually reviews the Company's executive compensation program to maintain compensation practices that are in the best interests of our shareholders. Some of our key policies are summarized below:

What We Do

- ✓ Tie executive pay to performance.
- ✓ Set challenging performance objectives that align with company performance.
- ✓ Balance short-term and long-term incentives.
- ✓ Include caps on the potential payouts under the PSU grants and our annual incentive program.
- ✓ Use double triggers in our severance agreements and our equity awards.
- ✓ Maintain significant stock ownership guidelines for our NEOs.
- ✓ Maintain a clawback policy for our cash incentive and equity awards.
- ✓ Retain an independent compensation consultant.
- ✓ Establish appropriate compensation peer groups which the Committee re-evaluates annually.
- ✓ Reach out to leading shareholders and their advisory firms to discuss our executive compensation.

What We Don't Do

- X No dependence on Total Shareholder Return ("TSR") as a performance metric for our NEOs. In our experience, TSR captures fluctuations in stock price, rather than measuring the performance of our executive team in operating our business. Our stock price can be sensitive to perceived changes in the global business climate, with fluctuations in stock price that are often de-coupled from the fundamentals of our business.
- X No tax gross up payments for any amounts considered excess parachute payments.
- X No dividends or dividend equivalents prior to vesting.
- X No repricing of stock options.
- X No hedging or pledging of ManpowerGroup stock.
- X No excessive perquisites to our NEOs or tax gross up payments.

Director Nominee Biographies



Jean-Philippe Courtois

Joined the board 2020

Age 62

Committees: Audit

Career Highlights

- Executive Vice President, National Transformation Partnerships, at Microsoft, a global technology provider, since July 2021
- Executive Vice President, President Global Sales, Marketing and Operations at Microsoft from 2016 to July 2021
- President, Microsoft International from 2005 to 2016
- CEO, Microsoft EMEA from 2003 to 2005
- Former Director of AstraZeneca plc (2008 to 2016)

Qualifications

- Significant managerial, strategic and marketing expertise in international business
- Extensive experience in the technology industry developed over his more than three decades career with Microsoft, including global enterprise sales
- Global operational expertise and branding insight from multiple senior leadership roles
- Brings an important perspective from his prior service as a director on another public company board



William Downe

Lead Director 2017-2023

Joined the board 2011

Age 70

Committees: People, Culture and Compensation

Career Highlights

- Non-Executive Chairman of Trans Mountain Corporation, an oil pipeline operator, since November 2018
- Chief Executive Officer of BMO Financial Group ("BMO"), a highly diversified financial services provider based in North America, from 2007 to 2017
- Chief Operating Officer of BMO from 2006 to 2007
- Deputy Chair of BMO and Chief Executive Officer, BMO Nesbitt Burns and Head of Investment Banking Group from 2001 to 2006
- Director of Loblaw Companies Limited (since 2018)
- Former Director of BMO (2007 to 2017)

Qualifications

- Deep knowledge of the financial services industry and investment community based on his long tenure at BMO
- Benefits the board through the significant managerial, operational and global experience he gained during his career at BMO and serving on its Board
- Extensive expertise in compliance and risk oversight leading a company in a regulated industry
- Provides a unique perspective to the boardroom as a long-serving CEO and board member

DIRECTOR NOMINEE BIOGRAPHIES**John F. Ferraro**

Joined the board 2016

Age 67

Committees: Audit

Career Highlights

- Global Chief Operating Officer of Ernst & Young (“EY”), a global professional services organization, from 2007 to 2015
- Held several senior leadership positions at EY, including Global Vice Chair Audit
- Served as a member of EY’s Global Executive board for more than 10 years
- Executive Vice President, Strategy and Sales of Aquilon Energy Services, a software and services company for the energy industry, from February 2019 to July 2019
- Director of Advance Auto Parts (since 2015)
- Director of International Flavor and Fragrances, Inc. (since 2015)

Qualifications

- Significant depth in both finance and global operations management through his experience at EY
- Background includes many years as a manager and executive in the professional services industry
- Experience in accounting, financial oversight, compliance and risk management
- Brings an important perspective from his service as a director on other public company boards

**William P. Gipson**

Joined the board 2020

Age 65

Committees: People, Culture and Compensation

Career Highlights

- President, Enterprise Packaging Transformation of Procter & Gamble (“P&G”), a leading global provider of branded consumer packaged goods, from 2017 to June 2019
- Senior Vice President, Research & Development for Asia at P&G from 2015 to 2017
- Senior Vice President, Research & Development for the Global Hair Care/Color & Overall Beauty Sector at P&G from 2011 to 2015
- Senior Vice President, Corporate Chief Diversity Officer for P&G from 2011- June 2019, simultaneously served
- A director of Rockwell Automation, Inc. (since November 2020)

Qualifications

- Significant international, managerial and operational experience from his tenure as President, Enterprise Packaging and Transformation of P&G
- Experience with research and business development at a leading international company, including multiple international postings
- Brings a unique perspective to the board from his tenure as Chief Diversity Officer for Procter & Gamble

DIRECTOR NOMINEE BIOGRAPHIES



Patricia Hemingway Hall

Joined the board 2011

Age 70

Committees: Audit;
Governance and Sustainability
(Chair)

Career Highlights

- President and Chief Executive Officer of Health Care Service Corporation ("HCSC"), a mutual health insurer, from 2008 to 2015
- President and Chief Operating Officer of HCSC from 2007 to 2008
- Executive Vice President of Internal Operations of HCSC from 2006 to 2007
- Director of Cardinal Health (since 2013)
- Former Director of Halliburton (2019-2022)
- Former Director of Celgene Corporation (2018-2019)

Qualifications

- Significant managerial, operational, sales, marketing and government relations experience as a result of the various senior positions she held during her tenure with HCSC, including as its Chief Executive Officer
- Strong background in corporate governance and corporate administration
- Brings an important perspective gained from her service as a director on other public company boards



Julie M. Howard

Incoming Lead Director effective

May 2023

Joined the board 2016

Age 60

Committees: People, Culture and
Compensation; Governance and
Sustainability

Career Highlights

- Chief Executive Officer of Riveron Consulting, LLC ("Riveron"), a business advisory firm specializing in accounting, finance, technology, and operations, since March 2021
- Chief Executive Officer of Navigant Consulting, Inc. ("Navigant"), a specialized global professional services firm, from 2012 to October 2019
- Chairman of the Board of Navigant from 2014 to October 2019
- Prior thereto, Ms. Howard held several leadership positions at Navigant including Chief Operating Officer
- Director of Sleep Number Corporation (since May 2020)
- Former Director of InnerWorkings, Inc. (2012-2019)

Qualifications

- Deep knowledge in the global professional services industry
- Significant managerial, transactional and operational experience
- Experience with technology and innovation, including with private enterprises and public-sector clients
- Brings an important perspective from her service as a director of other public company boards

DIRECTOR NOMINEE BIOGRAPHIES

**Ulice Payne, Jr.**

Joined the board 2007
Age 67

Committees: Audit;
Governance and Sustainability

Career Highlights

- President and Managing Member of Addison-Clifton, LLC, a provider of global trade compliance advisory services, since 2004
- Chief Executive Officer of the Milwaukee Brewers Baseball Club from 2002 to 2003
- Partner with the law firm Foley & Lardner LLP from 1998 to 2002
- Director of WEC Energy Group, Inc. (formerly Wisconsin Energy Corporation) (since 2003)
- Director of Foot Locker, Inc. (since 2016)
- Former Trustee of The Northwestern Mutual Life Insurance Company (2005-2018)

Qualifications

- Significant managerial, operational, financial and global experience as a result of many senior positions he has held including as President of Addison-Clifton, LLC
- Deep understanding of global business trends and international business
- Brings an important perspective from his service as a director of other public company boards

**Muriel Pénicaud**

Joined the board 2022
Age 67

Committees: People, Culture, and
Compensation

Career Highlights

- Senior Advisor to Bain Capital, a private investment firm, since February 2023
- Ambassador, Permanent Representative of France to the OECD, from 2020 to March 2022
- Minister of Labor, Republic of France, from 2017 to July 2020
- French Ambassador for International Investment and CEO of Business France, the national agency supporting the international development of the French economy, from 2014 to 2017
- Senior Executive Vice-President, Human Resources at Danone Group and a member of its Executive Committee from 2008 to 2014.
- Senior Executive Vice President, Human Resources, Organization and Sustainable Development at Dassault Systems from 2002 to 2008

Qualifications

- Extensive and significant experience in government relations and human resources as a result of the senior positions she has held, including her tenure as the French Minister of Labor
- Experience in international business and human capital management

DIRECTOR NOMINEE BIOGRAPHIES



Jonas Prising

Joined the board 2014

Age 58

Committees: None

Career Highlights

- Chief Executive Officer of ManpowerGroup since 2014
- Chairman of ManpowerGroup since 2015
- ManpowerGroup President from 2012 to 2014
- Executive Vice President, President of ManpowerGroup - The Americas from 2009 to 2012
- Executive Vice President, President of ManpowerGroup - United States and Canadian Operations from 2006 to 2008
- Prior thereto, held other positions with increasing responsibility at ManpowerGroup since 1999
- Director of Kohl's Corporation (since 2015)

Qualifications

- Extensive and specific knowledge of ManpowerGroup and its operations, including playing a significant role in shaping the Company's long-term business strategy
- Brings a deep understanding of our industry and the competitive environment
- Provides a global perspective and strong knowledge of the relevant marketplaces in Europe and Asia, as well as the Americas



Paul Read

Joined the board 2014

Age 56

Committees: Audit (Chair)

Career Highlights

- President and Chief Operating Officer of Ingram Micro, Inc., a technology distributor and supply-chain services provider, from 2013 to 2016
- Chief Financial Officer of Flextronics International, Ltd., an electronics manufacturing services provider, from 2008 to 2013

Qualifications

- Significant managerial, operational and global experience as a result of many senior positions he has held, including his tenure as President and Chief Operating Officer of Ingram Micro, Inc.
- Extensive background in finance and accounting matters
- Extensive information security and technology industry knowledge

DIRECTOR NOMINEE BIOGRAPHIES**Elizabeth P. Sartain**

Joined the board 2010

Age 68

Committees: People, Culture and Compensation (Chair)

Career Highlights

- Independent Human Resource Advisor and Consultant since 2008
- Executive Vice President and Chief People Officer at Yahoo! Inc. from 2001 to 2008
- An executive with Southwest Airlines serving in various positions from 1988 to 2001
- Former Director of Shutterfly Inc. (2016 to 2019)

Qualifications

- Experience in executive compensation, organizational design and human capital management
- Significant human resources experience as a result of senior management positions she held at several prominent companies
- Brings an important perspective gained from her service as a director on other public company boards

**Michael J. Van Handel**

Joined the board 2017

Age 63

Committees: Governance and Sustainability

Career Highlights

- Senior Executive Vice President of ManpowerGroup from 2016 to 2017
- Chief Financial Officer of ManpowerGroup from 1998 to 2016
- Several other senior finance and accounting positions within ManpowerGroup since 1989
- Director of BMO Financial Corporation, a subsidiary of BMO Financial Group (since 2006)
- Director of ICF International (since 2017)

Qualifications

- Deep knowledge of ManpowerGroup developed over many years of experience at the Company, including nearly two decades as CFO
- Significant managerial, operational, transactional and financial markets experience relevant to our business
- Brings an important perspective gained from his service as a director on other public company boards

DIRECTOR NOMINEE BIOGRAPHIES

Each director attended at least 75% of the board meetings and meetings of committees on which he or she served in 2022. The board of directors held five meetings during 2022. The board of directors did not take any action by written consent during 2022.

The board of directors has established a general retirement age of 75. Under the Company's corporate governance guidelines, an individual cannot be nominated for election to the board of directors after his or her 75th birthday. Any director who turns 75 during his or her normal term will continue in office until the expiration of that term.

Under ManpowerGroup's bylaws, nominations, other than those made by the board of directors or the governance and sustainability committee, must be made pursuant to timely notice in proper written form to the Secretary of ManpowerGroup. To be timely, a shareholder's request to nominate a person for election to the board of directors at an annual meeting of shareholders, together with the written consent of such person to serve as a director, must be received by the Secretary of ManpowerGroup at the principal office of the Company not earlier than the close of business on the 150th day, nor later than the close of business on the 90th day, prior to the date of the annual meeting fixed pursuant to the bylaws. To be in proper written form, the notice must contain certain information concerning the nominee and the shareholder submitting the nomination, including the disclosure of any hedging, derivative or other complex transactions involving the Company's common stock to which a shareholder proposing a director nomination is a party.

In addition to satisfying the foregoing requirements under our bylaws, to comply with the universal proxy rules, shareholders who intend to solicit proxies in support of director nominees other than the Company's nominees must generally provide notice no later than 60 days prior to the anniversary of the previous year's annual meeting date in accordance with Rule 14a-19 under the Securities Exchange Act of 1934.

Composition and Qualifications of Board Members

Our Board is committed to regular renewal and refreshment and has continuously enhanced the director recruitment and selection process, resulting in a well-qualified and diverse group of director nominees. As part of that process, the governance and sustainability committee, which oversees succession planning for the Board and key leadership roles on the Board and its committees, regularly reviews the composition of our Board and assesses the skills and characteristics of our directors with a view towards enhancing the composition of our board to support the Company's strategy.

In connection with its consideration of possible candidates for board membership, the governance and sustainability committee has identified areas of experience that members of the board should as a goal collectively possess. The below graphic lists these skills and attributes for each of the 12 nominees and shows which each nominee has identified as being part of his or her own experience.

| | Courtois | Downe | Ferraro | Gipson | Hemingway Hall | Howard | Payne | Pénicaud | Prising | Read | Sartain | Van Handel |
|---|----------|-------|---------|--------|----------------|--------|-------|----------|---------|------|---------|------------|
| SKILLS, ATTRIBUTES & EXPERIENCE | | | | | | | | | | | | |
| Previous Board - Experience serving as a director of another public company | ✓ | ✓ | ✓ | ✓ | ✓ | ✓ | ✓ | ✓ | ✓ | ✓ | ✓ | ✓ |
| International Business - Experience in diverse geographic, political and regulatory environments | ✓ | ✓ | ✓ | ✓ | | ✓ | ✓ | ✓ | ✓ | ✓ | ✓ | ✓ |
| Corporate Governance - Supports our goals of strong Board and management accountability | ✓ | ✓ | ✓ | ✓ | ✓ | ✓ | ✓ | ✓ | ✓ | ✓ | ✓ | ✓ |
| Active or Former CEO/Chairperson or other C-Suite Officer - Served in a senior leadership role at a large organization | ✓ | ✓ | ✓ | ✓ | ✓ | ✓ | ✓ | ✓ | ✓ | ✓ | ✓ | ✓ |
| Sales - Experience developing strategies to grow sales and market share | ✓ | ✓ | ✓ | ✓ | ✓ | ✓ | ✓ | | ✓ | ✓ | | ✓ |
| Government Relations - Understanding of government regulations affecting our business | ✓ | ✓ | ✓ | ✓ | ✓ | ✓ | ✓ | ✓ | ✓ | ✓ | ✓ | ✓ |
| Human Resources - Experience building knowledge, skills and abilities of employees | ✓ | ✓ | ✓ | ✓ | ✓ | ✓ | ✓ | ✓ | ✓ | ✓ | ✓ | ✓ |
| Marketing and Branding - Experience in a senior management position managing marketing/branding | ✓ | ✓ | ✓ | ✓ | ✓ | ✓ | | | ✓ | ✓ | | |
| Technology - Experience with technology, cybersecurity, information systems/data management or privacy | ✓ | ✓ | ✓ | ✓ | ✓ | ✓ | ✓ | ✓ | ✓ | ✓ | | ✓ |
| Accounting or Financial Oversight - Experience to provide valuable insight in overseeing finances | ✓ | ✓ | ✓ | ✓ | ✓ | ✓ | ✓ | | ✓ | ✓ | | ✓ |
| Operations - Experience with our business, strategy and marketplace dynamics | ✓ | ✓ | ✓ | ✓ | ✓ | ✓ | ✓ | ✓ | ✓ | ✓ | | ✓ |

BOARD DIVERSITY AND TENURE

The governance and sustainability committee has adopted, and the board of directors has approved, guidelines for selecting board candidates that the committee considers when evaluating candidates for nomination as directors including candidates recommended by shareholders. The guidelines call for the following with respect to the composition of the board:

- a variety of experience and backgrounds;
- possess professional and personal experience and expertise relevant to the Company's business;
- individuals who will represent the best interests of the shareholders as a whole rather than special interest constituencies;
- the independence of at least a majority of the directors; and
- individuals who represent a diversity of gender, race, ethnicity and age.

Board Diversity and Tenure

Commitment to Board Diversity

The governance and sustainability committee and the board of directors believe that the qualifications, skills, experience and attributes set forth in this proxy statement for all individuals nominated for election satisfy the guidelines for selecting board candidates set out above and support the conclusion that these individuals are qualified to serve as directors of the Company and collectively possess a variety of skills, professional experience, and diversity of backgrounds allowing them to effectively oversee the Company's business.

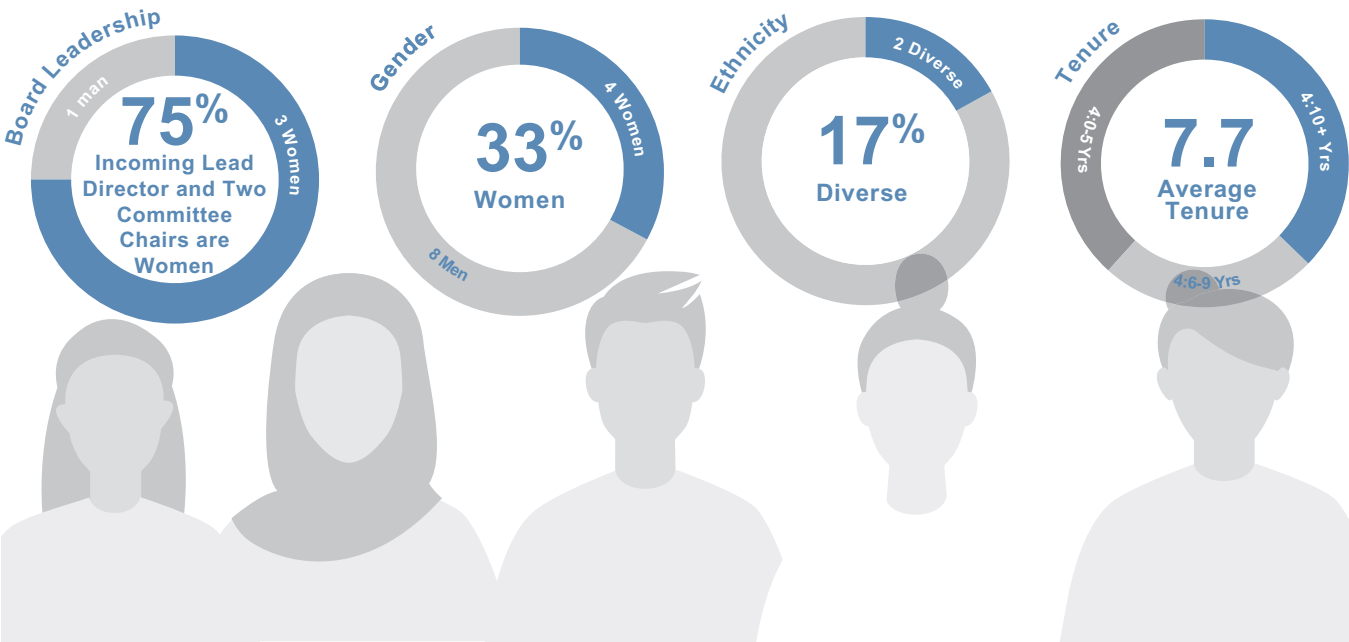
The composition of the nominees also reflects diversity of gender, race, ethnicity and age. The governance and sustainability committee and the board of directors believe that director diversity is consistent with the goal of creating a board that best serves the needs of the Company and the interests of its shareholders. While the board of directors does not have a formal policy with respect to diversity in the initial pool of director candidates, as part of the search process for a new director, the governance and sustainability committee actively seeks out women and minorities to include in the pool from which Board nominees are chosen and instructs any search firm engaged for the search to do so.

Director Tenure and Board Refreshment

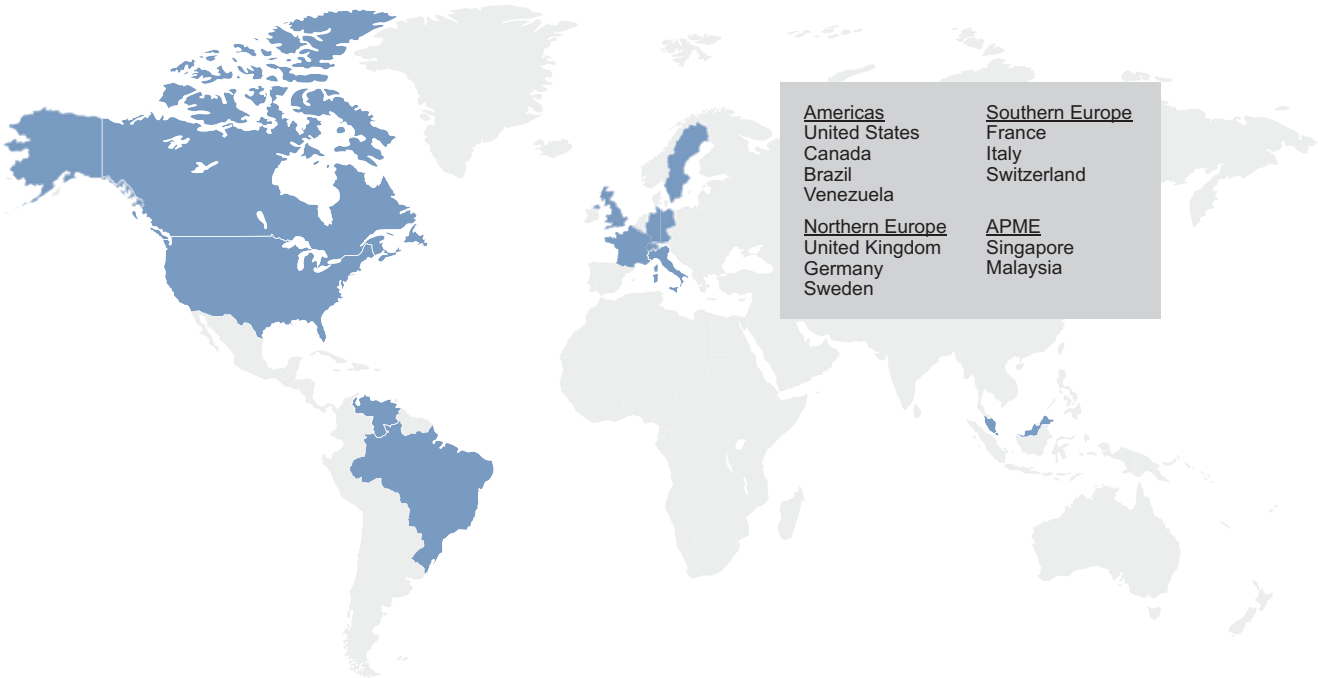
In addition, we believe that diversity with respect to tenure is important in order to balance deep experience and knowledge of our Company with fresh perspectives. Our directors with longer service are highly valued for their experience and Company-specific knowledge. They have an extensive understanding of our business, provide historical context as the board reviews and evaluates the Company's strategy and enhance board dynamics. At the same time, we recognize that, with the evolution of the marketplace and changes in our business, our board benefits from the identification of new directors who can bring important skills and fresh perspectives to the board. Since 2020, we have added three new directors to the board. As a result, we have four directors with ten years of service or more; four with six to nine years of service; and four with five or fewer years of service. We believe this is consistent with the board's goal to maintain an appropriate balance of tenures.

| | Courtois | Downe | Ferraro | Gipson | Hemingway Hall | Howard | Payne | Pénicaud | Prising | Read | Sartain | Van Handel |
|--------------------------------|----------|-------|---------|--------|----------------|--------|-------|----------|---------|------|---------|------------|
| TENURE AND INDEPENDENCE | | | | | | | | | | | | |
| Years | 2 | 12 | 7 | 2 | 12 | 6 | 15 | 0.2 | 9 | 8 | 13 | 5 |
| Independent | ✓ | ✓ | ✓ | ✓ | ✓ | ✓ | ✓ | ✓ | | ✓ | ✓ | ✓ |
| DEMOGRAPHICS | | | | | | | | | | | | |
| Gender Identity | M | M | M | M | F | F | M | F | M | M | F | M |
| Asian | | | | | | | | | | | | |
| Black/African American | | | | ✓ | | | ✓ | | | | | |
| Hispanic/Latinx | | | | | | | | | | | | |
| White | ✓ | ✓ | ✓ | | ✓ | ✓ | | ✓ | ✓ | ✓ | ✓ | ✓ |
| Born Outside U.S. | ✓ | ✓ | | | | | | ✓ | ✓ | ✓ | | |

BOARD DIVERSITY AND TENURE



Our board composition also reflects our global footprint – our directors have lived or worked in the following countries.



Director Compensation for 2022

The governance and sustainability committee reviews and makes recommendations to the full board with respect to the compensation of our non-employee directors annually. The full board of directors reviews these recommendations and makes a final determination on the compensation of our directors. From time to time, the governance and sustainability committee will engage with an outside compensation consultant to benchmark the Company's non-employee director compensation against that of relevant peer companies and the general market. The governance and sustainability committee engaged with Mercer in 2021 to review our non-employee director compensation program.

For 2022, the board of directors approved the compensation arrangement for non-employee directors described below.

2022 NON-EMPLOYEE DIRECTOR COMPENSATION STRUCTURE

| | |
|--|-----------|
| Annual Base Retainer (TOTAL) | \$290,000 |
| Cash | \$115,000 |
| Equity | \$175,000 |
| Annual Governance and Sustainability Committee Chair Retainer | \$ 20,000 |
| Annual People, Culture and Compensation Committee Chair Retainer | \$ 20,000 |
| Annual Audit Committee Chair Retainer | \$ 27,500 |
| Annual Retainer for lead director | \$ 35,000 |
| Annual Retainer for lead director in the case where he or she also serves as a committee chair | \$ 40,000 |

Annual Cash Retainer

Each year, directors receive an annual cash retainer but can elect to receive deferred stock in lieu of 50%, 75% or 100% of their annual cash retainer. This deferred stock will be granted at the end of the year for which the election was made. The number of shares granted will equal the annual cash retainer divided by the average of the closing prices of ManpowerGroup common stock on the last trading day of each full or partial calendar quarter covered by the election period. For 2022, Mr. Downe, Mr. Gipson and Ms. Howard elected to accept deferred stock in lieu of 100% of their annual cash retainer.

Annual Equity Grant

Each year directors also receive an annual grant of deferred stock. The annual grant is effective on January 1 of each year and the number of shares granted will equal the annual equity retainer divided by the closing sale price of a share of ManpowerGroup's common stock on the last business day of the preceding year. Alternatively, the directors can elect to receive restricted stock instead of deferred stock if they make the election on or before December 31 of the preceding year. For 2022, the total shares of deferred stock or restricted stock granted to each director was 1,798 shares. The shares vest in equal quarterly installments on the last day of each calendar quarter during the year.

A new director will receive a grant of deferred stock effective the date the director is appointed to the board and will be prorated for the year. They can elect to receive restricted stock instead if they make the election within 10 days of appointment to the board of directors.

Distribution of Deferred Stock

Deferred stock will be distributed in ManpowerGroup shares on the earlier of 3 years from the date of grant or within 30 days of the director leaving the board. However, the director can extend the deferral period for these grants by at least five years, and thereafter extend further by at least five more years, as long as the election to extend is made at least twelve months before the end of the current deferral period. If a director extends the deferral period but leaves the board prior to the extended date, the deferred stock will be distributed within 30 days of the director leaving the board.

DIRECTOR COMPENSATION FOR 2022

Director Compensation for 2022

| NAME | FEES EARNED OR PAID IN CASH (\$) | STOCK AWARDS (\$)(3) | TOTAL (\$) |
|-------------------------|----------------------------------|----------------------|------------|
| Gina R. Boswell(1) | 115,000 | 175,000 | 290,000 |
| Jean-Philippe Courtois | 115,000 | 185,502 | 300,502 |
| William Downe | — | 404,480 | 404,480 |
| John F. Ferraro | 115,000 | 221,940 | 336,940 |
| William P. Gipson | — | 303,446 | 303,446 |
| Patricia Hemingway Hall | 135,000 | 192,503 | 327,503 |
| Julie M. Howard | — | 324,768 | 324,768 |
| Ulice Payne, Jr. | 115,000 | 194,254 | 309,254 |
| Muriel Pénicaud(2) | 6,301 | 9,589 | 15,890 |
| Paul Read | 142,500 | 189,400 | 331,900 |
| Elizabeth P. Sartain | 135,000 | 175,000 | 310,000 |
| Michael J. Van Handel | 115,000 | 190,435 | 305,435 |

(1) Ms. Boswell resigned from the board of directors effective December 31, 2022.

(2) Ms. Pénicaud was elected to the Board effective December 12, 2022 and received a pro-rata annual retainer and grant of deferred stock.

(3) Reflects deferred stock and restricted stock granted under our 2011 Equity Incentive Plan and the Terms and Conditions Regarding the Grant of Awards to Non-Employee Directors under the 2011 Equity Incentive Plan. These amounts reflect the grant date fair value of the awards as computed in accordance with FASB ASC Topic 718. The amount reflected in the table was made up of:

For Ms. Boswell, \$175,000 attributable to the annual grant of restricted stock (1,798 shares) in 2022.

For Mr. Courtois, \$175,000 attributable to the annual grant of deferred stock (1,798 shares) and \$10,502 attributable to deferred stock issued in lieu of dividends (132 shares) in 2022.

For Mr. Downe, \$175,000 attributable to the annual grant of restricted stock (1,798 shares), \$150,000 attributable to deferred stock granted in lieu of 100% of his annual retainers (1,885 shares) and \$79,480 attributable to deferred stock issued in lieu of dividends (999 shares) in 2022.

For Mr. Ferraro, \$175,000 attributable to the annual grant of deferred stock (1,798 shares) and \$46,940 attributable to deferred stock issued in lieu of dividends (590 shares) in 2022.

For Mr. Gipson, \$175,000 attributable to the annual grant of deferred stock (1,798 shares), \$115,000 attributable to deferred stock granted in lieu of 100% of his annual retainer (1,445 shares) and \$13,446 attributable to deferred stock issued in lieu of dividends (169 shares) in 2022.

For Ms. Hemingway Hall, \$175,000 attributable to the annual grant of deferred stock (1,798 shares) and \$17,503 attributable to deferred stock issued in lieu of dividends (220 shares) in 2022.

For Ms. Howard, \$175,000 attributable to the annual grant of deferred stock (1,798 shares), \$115,000 attributable to deferred stock granted in lieu of 100% of her annual retainer (1,445 shares) and \$34,768 attributable to deferred stock issued in lieu of dividends (437 shares) in 2022.

For Mr. Payne, \$175,000 attributable to the annual grant of deferred stock (1,798 shares) and \$19,254 attributable to deferred stock issued in lieu of dividends (242 shares) in 2022.

For Ms. Pénicaud, \$9,589 attributable to the prorated annual grant of deferred stock (112 shares) in 2022.

For Mr. Read, \$175,000 attributable to the annual grant of restricted stock (1,798 shares) and \$14,400 attributable to deferred stock issued in lieu of dividends (181 shares) in 2022.

For Ms. Sartain, \$175,000 attributable to the annual grant of restricted stock (1,798 shares) in 2022.

For Mr. Van Handel, \$175,000 attributable to the annual grant of deferred stock (1,798 shares) and \$15,435 attributable to deferred stock issued in lieu of dividends (194 shares) in 2022.

The aggregate number of shares of deferred stock held by each of the non-employee directors can be found in Footnote 1 of the Beneficial Ownership of Directors and Executive Officers table on page 74. All such shares of deferred stock were fully vested as of December 31, 2022. All shares of restricted stock granted to the non-employee directors in 2022 were fully vested as of December 31, 2022.

Non-Employee Director Stock Ownership Guidelines

The governance and sustainability committee believes that non-employee directors should hold a meaningful stake in ManpowerGroup to align their economic interests with those of the shareholders. To that end, the board of directors has adopted stock ownership guidelines for non-employee directors and reviews them on an annual basis. For all directors appointed prior to November 12, 2021, the total share ownership guideline is equal in value to \$450,000. In 2021, the board of directors reviewed the stock ownership guidelines and determined to adjust the guidelines to further align with best practice. Under the new stock ownership guidelines, for any non-employee director appointed after November 12, 2021, the share ownership guideline is five times the annual cash retainer in effect when the director joins the board of directors. The committee considers vested deferred stock and common stock in determining targeted ownership levels. The following table details each non-employee director's stock ownership relative to the stock ownership guidelines:

| DIRECTOR | TARGET NUMBER OF SHARES (#)(1) | NUMBER OF SHARES HELD(#)(2) | VALUE OF SHARES \$(3) | TARGET DATE TO SATISFY GUIDELINES(4) |
|-------------------------|--------------------------------------|--------------------------------|--------------------------|---|
| Jean-Philippe Courtois | 4,990 | 4,015 | 337,902 | December 14, 2024 |
| William Downe | 6,601 | 60,272 | 5,072,492 | ✓ |
| John F. Ferraro | 5,894 | 17,871 | 1,504,023 | ✓ |
| William P. Gipson | 4,990 | 6,583 | 554,025 | ✓ |
| Patricia Hemingway Hall | 6,601 | 18,806 | 1,582,713 | ✓ |
| Julie M. Howard | 5,064 | 18,769 | 1,579,599 | ✓ |
| Ulice Payne, Jr. | 6,601 | 15,086 | 1,269,638 | ✓ |
| Muriel Pénicaud | 6,674 | 112 | 9,426 | December 12, 2027 |
| Paul Read | 6,601 | 17,400 | 1,464,384 | ✓ |
| Elizabeth P. Sartain | 6,601 | 28,072 | 2,362,540 | ✓ |
| Michael J. Van Handel | 3,568 | 18,277 | 1,538,192 | ✓ |

- (1) Target shares are based on target value divided by the closing stock price on December 31, 2014 of \$68.17 for non-employee directors in office as of January 1, 2015. For non-employee directors appointed between January 1, 2015 and November 12, 2021 target shares are based on target value (\$450,000) divided by the closing price of the Company's common stock on the last business day of the month during which the director was first appointed to the Board of Directors. For non-employee directors appointed after November 12, 2021 the share ownership guideline is five times the annual cash retainer in effect when the director joined the board of directors divided by the closing price of the Company's common stock on the day the director joined.
- (2) Represents the number of shares held as of the record date, February 24, 2023 as follows:
 For Mr. Courtois, 4,015 shares of vested deferred stock.
 For Mr. Downe, 28,103 shares of common stock and 32,169 shares of vested deferred stock.
 For Mr. Ferraro, 17,871 shares of vested deferred stock.
 For Mr. Gipson, 6,583 shares of vested deferred stock.
 For Ms. Hemingway Hall, 12,130 shares of common stock and 6,676 shares of vested deferred stock.
 For Ms. Howard, 4,085 shares of common stock and 14,684 shares of vested deferred stock.
 For Mr. Payne, 9,720 shares of common stock and 5,366 shares of vested deferred stock.
 For Ms. Pénicaud, 112 shares of vested deferred stock.
 For Mr. Read, 13,893 shares of common stock and 3,507 shares of vested deferred stock.
 For Ms. Sartain, 28,072 shares of common stock.
 For Mr. Van Handel, 14,363 shares of common stock and 3,914 shares of vested deferred stock.
- (3) Based on price per share of ManpowerGroup common stock on February 24, 2023 of \$84.16.
- (4) Under the current policy, non-employee directors in office prior to November 21, 2021 have four years from the date of his or her appointment to attain targeted ownership levels. Any non-employee directors joining the board after November 12, 2021, including Ms. Pénicaud, will have five years from the date of his or her appointment to attain targeted ownership levels.

We Prohibit Non-Employee Directors from Hedging, Pledging and Short-selling Our Securities

Under ManpowerGroup's Insider Trading Policy, non-employee directors are prohibited from engaging in short sales or hedging transactions involving ManpowerGroup securities, including forward sale or purchase contracts, equity swaps or exchange funds. Non-employee directors are also prohibited from engaging in puts, calls or other option or derivative instruments involving ManpowerGroup securities. Further, we do not allow non-employee directors to pledge ManpowerGroup securities at any time, which includes having ManpowerGroup stock in a margin account or using ManpowerGroup stock as collateral for a loan.

Board Leadership Structure



Chairman of the Board – Jonas Prising

Under ManpowerGroup's bylaws and in accordance with the Company's corporate governance guidelines, the board of directors can choose whether the roles of chairman and chief executive officer should be combined or separated, based on what it believes is best for the Company and its shareholders at a given point in time. Jonas Prising has been chairman of the board of directors since December 31, 2015. The board of directors has evaluated the Company's leadership structure and determined that the presence of our independent lead director who, as described below, has meaningful oversight responsibilities, together with a strong leader in the combined role of chairman and chief executive officer, serves the best interests of ManpowerGroup and its shareholders. The board of directors believes that in light of Mr. Prising's extensive knowledge of ManpowerGroup and its industry, gained through his tenure with the Company, he is well positioned to serve as both chairman and chief executive officer of the Company.



**Lead Director Until
May 5, 2023**

Lead Director Transition – Julie Howard to become Lead Director on May 5, 2023

Our corporate governance guidelines provide that if the same person holds the chief executive officer and chairman roles or if the chairman is not independent, the board of directors will designate one of the independent directors to serve as the lead director. The lead director helps ensure that there is an appropriate balance between management and the independent directors and that the independent directors are fully informed and able to discuss and debate the issues that they deem important.

Our corporate governance guidelines contemplate that the lead director will be appointed annually and that he or she should be willing to serve for at least three years in such capacity. The board of directors believes having a lead director serving consecutive terms provides greater continuity to the role, enhances board leadership and performance and facilitates effective oversight of the performance of senior management.

The board of directors has selected Julie Howard as the new lead director, effective May 5, 2023. Our incumbent lead director, William Downe, has served as lead director since May 2017, and will have completed six years in the role.

The independent directors believe that Ms. Howard is well suited to serve as the Company's next lead director given her significant managerial, transactional and operational experience as CEO of Riveron Consulting, LLC and as the former CEO of Navigant Consulting, Inc., a publicly traded professional services firm. As a result of her broad-based and relevant background and her deep knowledge of the services industry, Ms. Howard is well positioned to serve as the next lead director to provide constructive, independent and informed guidance and oversight to management.



**Lead Director
Effective May 5, 2023**

The lead director's duties include the following:

- Preside at executive sessions of the non-employee directors;
- Preside at all other meetings of directors where the chairman of the board is not present;
- Serve as liaison between the chairman of the board and the non-employee directors;
- Approve what information is sent to the board;
- Approve the meeting agendas for the board;
- Approve meeting schedules to assure that there is sufficient time for discussion on all agenda items;
- Provide feedback from executive sessions of the independent directors to the Chairman and CEO and other senior management;
- Serve in a key role in the board evaluation processes and in evaluation of the CEO;
- Recommend to the board and the board committees the retention of advisers and consultants who report directly to the board;
- Have the authority to call meetings of the non-employee directors;
- If requested by major shareholders, ensure that he or she is available for consultation and direct communication; and
- Perform such other duties as the board may delegate from time to time.

Board Oversight

Our board of directors and its committees work closely with management to provide oversight, review, and counsel related to long-term strategy, opportunities and risks. In particular, the board oversees business affairs and integrity, works with management to determine our mission and long-term strategy, oversees enterprise risk management, performs the annual CEO evaluation, oversees CEO succession planning, and oversees internal control over financial reporting and external audit. The board looks to the expertise of its committees to provide strategic oversight in their areas of focus. Examples of oversight areas are provided below.

Strategy

Led by the CEO, the Company's executive management drives our strategy and operations and works to develop and execute business strategy, foster our desired culture, establish accountability, and control risk. Management also aligns our structure, operations, people, policies, and compliance efforts to our mission and strategy. Overseeing management's development and execution of the Company's strategy is one of the board's primary responsibilities. The board works closely with executive management to respond to a dynamically changing business environment. Executive management and other leaders from across the Company provide business and strategy updates to our board quarterly, and the board participates in an annual strategy meeting with management. At meetings throughout the year, the board also assesses the strategic alignment of the Company's budget, capital plan and strategic acquisition process.

Enterprise Risk Management

The board of directors is responsible for overseeing the execution of management's enterprise risk management program for the Company. The board fulfills this responsibility both directly and through its standing committees, each of which assists the board in overseeing a part of the Company's overall risk management.

The committees of the board oversee specific areas of the Company's risk management as described below:

Audit Committee

The audit committee is responsible for assisting the board of directors with its oversight of the performance of the Company's risk management functions including:

- Reviewing and discussing with management the Company's risk management framework, including policies, practices and procedures regarding risk assessment and management;
- Receiving, reviewing and discussing with management reports on cybersecurity and data privacy risk;
- Receiving, reviewing and discussing with management reports on other risk topics as the committee or management deems appropriate from time to time; and
- Reporting to the board of directors on its activities in this oversight role.

People, Culture and Compensation Committee

The people, culture and compensation committee reviews and discusses with management the Company's compensation policies and practices, and the assessment of certain risks, including whether any risks arising from the Company's compensation policies and practices related to its people are reasonably likely to have a material adverse effect on the Company.

The people, culture and compensation committee also reviews and discusses with management the development, implementation and effectiveness of the Company's policies and strategies relating to its human capital management function, including key policies and strategies regarding recruiting, retention, career development and progression, employee engagement, management succession, diversity and inclusion, employment practices and culture.

Governance and Sustainability Committee

The governance and sustainability committee evaluates the overall effectiveness of the board of directors, including its focus on the most critical issues and risks.

BOARD OVERSIGHT

As part of this oversight, the committees engage in reviews and discussions with management (and others if considered appropriate) as necessary to be reasonably assured that the Company's risk management processes (1) are adequate to identify the material risks that we face in a timely manner, (2) include strategies for the management of risk that are responsive to our risk profile and specific material risk exposure, (3) serve to integrate risk management considerations into business decision-making throughout the Company, and (4) include policies and procedures that are reasonably effective in facilitating the transmission of information with respect to material risks to the senior executives of the Company and each committee.

Environmental, Social and Governance ("ESG") Matters

Corporate responsibility and sustainability are important priorities for the board of directors and the Company. We believe businesses have a responsibility to be a positive contributor to societal change. Our commitment to social responsibility extends to human capital, diversity and inclusion, human rights and fair employment, worker health and safety and climate change. We also see in these commitments additional ways of creating value for our shareholders that result in benefits to our employees, our customers and society. As part of our enterprise-wide approach to risk management and our strategies for long-term value creation, the board and management monitor long-term risks that may be impacted by environmental, social and governance issues. Additional information about ManpowerGroup's corporate social responsibility efforts is located in the Proxy Summary under "Our Working to Change the World Plan" and available on our website at <https://manpowergroup.com/sustainability>.

As ESG matters continue to increase in significance, the board of directors has determined oversight of ESG matters should be consolidated with one of its standing committees and has delegated the oversight responsibility to the governance and sustainability committee. The governance and sustainability committee regularly meets with the chief sustainability and communications officer to review the effectiveness of management's strategies, programs and policy implementation with respect to initiatives and programs related to sustainability, corporate culture, human capital management and climate change. In addition, each of the committees continues to address specific ESG matters related to its respective areas of oversight.

Cybersecurity and Data Privacy

As part of the board's role in overseeing the Company's enterprise risk management program, the board devotes time and attention to cybersecurity and data privacy related risks. The audit committee is responsible for overseeing information technology risk exposures, including cybersecurity, data privacy and data security. The audit committee regularly receives reports on cybersecurity and data privacy matters and related risk exposures from management, including our chief information security and chief privacy officer. The audit committee will regularly update the board of directors on such matters and the board will also periodically receive reports from management directly. All employees regularly participate in required and targeted information security and data privacy trainings. We also assess the efficacy of our information security program through internal detection and monitoring systems, as well as through the engagement of third-party experts.

Human Capital Management

Human capital management is at the core of our business and is how we create value for individuals, organizations and communities. Our purpose is to provide meaningful and sustainable employment and is rooted in our values: People, Knowledge and Innovation. Our board and its committees are actively engaged in overseeing the Company's human capital management strategy. The people, culture and compensation committee is responsible for overseeing the Company's policies and strategies related to human capital management matters, including recruiting, retention, career development and progression, employee engagement, management succession, diversity and inclusion, employment practices and culture. Management provides regular updates to the people, culture and compensation committee on these human capital management matters, and the board is kept apprised of any developments in these areas. In addition, the people, culture and compensation committee considers the impact of our executive compensation program and the incentives created by compensation awards on the Company's overall risk profile. It also oversees management's assessment of compensation risk arising from our compensation policies and practices.

Independent Compensation Consultant

The people, culture and compensation committee has selected Mercer (US) Inc. ("Mercer") to advise it on executive compensation matters. Mercer is engaged directly by the committee, and reports to the chair of the committee. Fees are set annually and are reflected in a one-year statement of work, which sets out the services to be performed by Mercer for the committee during the ensuing year. Mercer's primary role is to provide objective analysis, advice and information and otherwise to support the committee in the performance of its duties. Mercer's fees for executive compensation consulting to the committee in 2022 were \$406,928.

The committee requests information and recommendations from Mercer as it deems appropriate in order to assist it in structuring and evaluating ManpowerGroup's executive compensation programs and practices. The committee's decisions about executive compensation, including the specific amounts paid to executive officers, are its own and may reflect factors and considerations other than the information and recommendations provided by Mercer.

Mercer's engagement included the following services for the committee in 2022:

- Review and recommend the companies used in our peer group;
- Review guiding principles for executive compensation and recommend areas for modernization;
- Evaluate the competitiveness of our total executive compensation and benefits program for the senior executives, including base salary, annual incentive, total cash compensation, long-term incentive awards, total direct compensation, perquisites, retirement benefits and total remuneration against the market;
- Assess how well the compensation and benefits programs are aligned with the committee's stated philosophy to align pay with performance, including analyzing our performance against comparator companies;
- Provide advice and assistance to the committee on the levels of total compensation and the principal elements of compensation for our senior executives;
- Advise the committee on salary, target incentive opportunities and equity grants as well as on the design and features of our short-term and long-term incentive programs for our senior executives;
- Brief the committee on trends in executive compensation and benefits among large public companies and on regulatory, legislative and other developments; and
- Assist in reviewing the Compensation Discussion and Analysis and other executive compensation disclosures to be included in this proxy statement.

The committee has reviewed whether the work provided by Mercer raises any conflict of interest. Factors considered by the committee include:

- Other services provided to the Company by the consultant;
- What percentage of the consultant's total revenue is made up of fees from the Company;
- Policies or procedures of the consultant that are designed to prevent a conflict of interest;
- Any business or personal relationships between individual consultants involved in the engagement and committee members;
- Any shares of the Company's stock owned by individual consultants involved in the engagement; and
- Any business or personal relationships between our executive officers and the consulting firm or the individual consultants involved in the engagement.

Based on its review, the committee does not believe that Mercer has a conflict of interest with respect to the work performed by the Company or the committee in 2022. The committee has also evaluated the independence of Mercer pursuant to the rules of the Securities and Exchange Commission and the New York Stock Exchange and no relationships were identified that would impact Mercer's independence.

Ultimately, the consultant provides recommendations and advice to the committee in an executive session where management is not present, which is when critical pay decisions are made. This approach protects the committee's ability to receive objective advice from the consultant so that the committee may make independent decisions about executive pay.

INDEPENDENT COMPENSATION CONSULTANT

Besides Mercer's involvement with the committee, it and its affiliates also provide other non-executive compensation services to us. These services are approved by management who oversee the specific areas of business for which the services are provided. The total amount paid for these other services provided in 2022 was \$359,033. These services included actuarial and pension reporting services and insurance services. The majority of these services are provided not by Mercer itself, but by other companies owned by Marsh & McLennan, the parent company of Mercer, which therefore are considered affiliates even though they operate independently of Mercer.

The committee concluded that the services provided by the Marsh & McLennan affiliates (other than Mercer), did not raise any conflicts of interest.

The committee believes the advice it receives from the individual executive compensation consultants is objective and not influenced by Mercer's or its affiliates' other relationships with us because of the procedures Mercer and the committee have in place, including the following:

- The consultants receive no incentive or other compensation based on the fees charged to us for other services provided by Mercer or any of its affiliates;
- The consultants are not responsible for selling other Mercer or affiliate services to us;
- Mercer's professional standards prohibit an individual consultant from considering any other relationships Mercer or any of its affiliates may have with us in rendering his or her advice and recommendations; and
- The committee evaluates the quality and objectivity of the services provided by the consultants each year and determines whether to continue to retain the consultants.

Board Independence and Related Party Transactions

The board of directors has adopted categorical standards for relationships deemed not to impair independence of non-employee directors to assist it in making determinations of independence. The categorical standards are included in our Corporate Governance Guidelines and are available on ManpowerGroup's website at <https://investor.manpowergroup.com/governance>. As required under the Corporate Governance Guidelines, our board of directors reviews and determines the independence of all directors on an annual basis.

In making its independence determinations, the governance and sustainability committee evaluates the various commercial and employment transactions and relationships known to the committee that exist between ManpowerGroup and the entities with which certain of our directors or members of their immediate families are, or have been, affiliated. The governance and sustainability committee also reviews any other relevant facts and circumstances regarding the nature of these relationships to determine whether other factors, regardless of the categorical standards, might compromise a director's independence.

The board of directors has determined that eleven of the current directors of ManpowerGroup are independent under the listing standards of the New York Stock Exchange after taking into account the categorical standards. Certain of our directors serve as directors, and are officers or former officers, of companies that have engaged ManpowerGroup to provide services, all of which such relationships fall within the categorical standards. Mr. Prising does not qualify as independent under the listing rules of the New York Stock Exchange because he is currently an executive officer.

The governance and sustainability committee will evaluate eligible shareholder-nominated candidates for election to the board of directors in accordance with the procedures described in ManpowerGroup's bylaws and in accordance with the guidelines and considerations relating to the selection of candidates for membership on the board of directors described under the heading "Composition and Qualifications of Board Members."

ManpowerGroup does not have a policy regarding board members' attendance at the annual meeting of shareholders. All of the directors attended the 2022 annual meeting of shareholders.

Communicating With Our Board

Any interested parties, including shareholders, may submit their communication to our Secretary, who will determine when communications and concerns will be forwarded to the Board, our independent directors as a group or our independent Lead Director. Communications received in writing are forwarded to the Board, committee, or to any individual director or directors to whom the communication is directed, unless the communication does not reasonably relate to the Company or its business, or is similarly inappropriate.

Such communications must be submitted to Richard Buchband, Secretary, ManpowerGroup Inc., 100 Manpower Place, Milwaukee, Wisconsin 53212.

Concerns about possible violations of our Code of Business Conduct and Ethics (the "Code") should be reported as outlined in the Code, which is available on our website at <https://investor.manpowergroup.com/governance>.

Meetings and Committees of the Board

The board of directors has standing audit, people, culture and compensation, and governance and sustainability committees. The board of directors has adopted written charters for these committees, which are available on ManpowerGroup's web site at <https://investor.manpowergroup.com/governance>.

AUDIT COMMITTEE

NUMBER OF MEETINGS IN 2022: 4



Paul Read
Chair

Members:

Jean-Philippe Courtois
John F. Ferraro
Patricia Hemingway Hall
Ulice Payne, Jr.

The board of directors has determined that each member of the audit committee meets the financial literacy and independence requirements of the SEC and New York Stock Exchange, as applicable, and that Mr. Ferraro and Mr. Read are each an "audit committee financial expert" as defined under the applicable rules of the SEC. Under the Company's corporate governance guidelines, no member of the audit committee may serve on the audit committee of more than three public companies, including ManpowerGroup and no member of the audit committee currently does.

The functions of this committee are to:

- appoint the independent auditors for the annual audit and approve the fee arrangements with the independent auditors;
- monitor the independence, qualifications and performance of the independent auditors;
- review the planned scope of the annual audit;
- review the financial statements to be included in our quarterly reports on Form 10-Q and our annual report on Form 10-K, and our disclosures under "Management's Discussion and Analysis of Financial Condition and Results of Operations" section of those reports;
- review our financial reporting processes and internal controls and any significant audit adjustments proposed by the independent auditors;
- make a recommendation to the board of directors regarding inclusion of the audited financial statements in our annual report on Form 10-K;
- review recommendations, if any, by the independent auditors resulting from the audit to ensure that appropriate actions are taken by management;
- review and discuss with the independent auditors any critical audit matter ("CAM") addressed in the audit and disclosures that relate to each CAM;
- oversee compliance with our Independent Auditor Services Policy;
- meet privately on a periodic basis with the independent auditors, internal audit staff and management to review the adequacy of our internal controls and other finance related matters;
- meet privately with management to review the competence, performance and independence of the independent auditors;
- monitor our internal audit department, including our internal audit plan;
- review guidelines and policies regarding compliance by our employees with our code of business conduct and ethics, including the anti-corruption policy;
- review procedures for receipt, retention and treatment of, and the confidential and anonymous submission of concerns regarding questionable accounting or auditing matters;
- assist the board of directors with its oversight of the performance of the Company's risk management function, including meeting periodically with the chief information officer and chief information security officer regarding the Company's information technology and receiving periodic updates on the Company's cybersecurity program;
- review current tax matters affecting us;
- periodically discuss with management our risk management framework;
- periodically discuss with the Company's general counsel and chief compliance officer any significant legal, compliance or regulatory matters that may have a material impact on the Company's business, financial statements or compliance policies;
- monitor any litigation involving ManpowerGroup that may have a material financial impact on ManpowerGroup or that relates to matters entrusted to the audit committee; and
- approve the retention, compensation and termination of outside legal, accounting and other such advisors to the committee.

In addition, the charter of the audit committee provides that the audit committee shall review and approve all related party transactions that are material to ManpowerGroup's financial statements or that otherwise require disclosure to ManpowerGroup's shareholders, provided that the audit committee shall not be responsible for reviewing and approving related party transactions that are reviewed and approved by the board of directors or another committee of the board of directors. The audit committee did not take action by written consent during 2022.

MEETINGS AND COMMITTEES OF THE BOARD

PEOPLE, CULTURE AND COMPENSATION COMMITTEE

NUMBER OF MEETINGS IN 2022: 5



Elizabeth P. Sartain
Chair

Members:

William Downe
William P. Gipson
Julie M. Howard
Muriel Pénicaud⁽¹⁾

Each member of the people, culture and compensation committee is “independent” within the meaning of the applicable listing standards of the New York Stock Exchange.

The functions of this committee are to:

- review and approve the Company’s general compensation philosophies and principles;
- establish the compensation of the chief executive officer of ManpowerGroup, subject to ratification by the independent members of the board of directors;
- approve the compensation, based on the recommendations of the chief executive officer of ManpowerGroup, of any president and the chief financial officer, and certain other senior executives of ManpowerGroup;
- establish officer stock ownership guidelines and monitor compliance with such guidelines;
- determine the terms of any agreements concerning employment, compensation or employment termination, as well as monitor the application of ManpowerGroup’s retirement and other fringe benefit plans, with respect to the individuals listed above;
- monitor the professional development of ManpowerGroup’s key executive officers;
- review succession plans for the chief executive officer of ManpowerGroup, of any president and the chief financial officer and certain other senior executives of ManpowerGroup;
- administer ManpowerGroup’s equity incentive plans and employee stock purchase plans and oversee ManpowerGroup’s employee retirement and welfare plans;
- administer ManpowerGroup’s annual incentive plan;
- oversee the administration of the Company’s clawback policy;
- review and recommend the “Compensation Discussion and Analysis” to be included in our annual proxy statement;
- discuss with management reports regarding the development, implementation and effectiveness of the Company’s policies and strategies relating to its human capital management function;
- approve the retention, compensation and termination of outside compensation consultants, independent legal advisors or other advisors and have oversight of their work;
- consider the independence of any outside compensation consultant, independent legal advisor or other advisor to the committee;
- monitor the Company’s policies, objectives and programs related to diversity and inclusion and review the Company’s performance in light of appropriate measures; and
- review the results of any advisory shareholder votes on executive compensation and consider whether to recommend adjustments to the Company’s executive compensation policies and practices as a result of such votes.

(1) Ms. Pénicaud’s appointment to the people, culture and compensation committee became effective in February 2023.

In accordance with the terms of its charter, the people, culture and compensation committee may from time-to-time delegate authority and assign responsibility with respect to such of its functions to officers of the Company, or to a subcommittee of the committee. The people, culture and compensation committee did not take any action by written consent during 2022.

MEETINGS AND COMMITTEES OF THE BOARD

GOVERNANCE AND SUSTAINABILITY COMMITTEE

NUMBER OF MEETINGS IN 2022: 4



Patricia Hemingway Hall
Chair

Members:

Julie M. Howard
Ulice Payne, Jr.
Michael J. Van Handel

Each member of the governance and sustainability committee is “independent” within the meaning of the applicable listing standards of the New York Stock Exchange.

The functions of this committee are to:

- recommend nominees to stand for election at annual meetings of shareholders, to fill vacancies on the board of directors and to serve on committees of the board of directors;
- establish procedures and assist in identifying candidates for board membership;
- review the qualifications of candidates for board membership, including any candidates nominated by shareholders in accordance with our bylaws;
- periodically review the compensation arrangements in effect for the non-management members of the board of directors and recommend any changes deemed appropriate;
- oversee the annual self-evaluation of the performance of the board of directors and each of its committees and oversee, or ensure another committee oversees, the annual evaluation of the performance of management;
- establish and review, for recommendation to the board of directors, guidelines and policies on the size and composition of the board, the structure, composition and functions of the board committees, and other significant corporate governance principles and procedures;
- review the Board’s leadership structure and recommend any changes deemed appropriate;
- oversee the content and format of our code of business conduct and ethics and recommend any changes as deemed appropriate;
- monitor compliance by the non-management directors with our code of business conduct and ethics;
- review and approve the establishment of any stock ownership guidelines for the non-management directors of the Company and monitor compliance with such guidelines;
- review and make recommendations to the board on proposals related to corporate governance, public policy or sustainability submitted by shareholders;
- oversee and make recommendations to the board regarding ESG matters relevant to the Company’s business, including Company policies, opportunities, reporting and activities;
- develop and periodically review succession plans for the directors;
- periodically review the corporate governance guidelines and recommend any changes as deemed appropriate;
- review and recommend categorical standards for determining non-management director independence consistent with the rules of the New York Stock Exchange and other requirements;
- consider and recommend to the Board the action to be taken with respect to any resignation tendered by a director with respect to a change in professional responsibilities or personal circumstances; and
- approve the retention, compensation and termination of any outside independent advisors to the committee.

The governance and sustainability committee has from time to time engaged director search firms to assist it in identifying and evaluating potential board candidates. The governance and sustainability committee took one action by written consent during 2022.

Board Effectiveness and Evaluation

Our board of directors is committed to performing effectively for the benefit of the Company and its shareholders at both the board and committee level. Each year, the governance and sustainability committee oversees the board and committee evaluation process and determines the format and framework for the process.

Annual Evaluation Process with an Independent Consultant

The governance and sustainability committee engages a third-party consultant, experienced in corporate governance matters, to assist with the board and committee evaluation process. The purpose of the annual evaluation process is to ensure that the board continues to operate at a high level, with an opportunity for self-reflection and improvement.

Each year, directors are interviewed by the independent third party, and give specific feedback addressing various topics of focus that are determined in advance. Among other items, topics have included board effectiveness, corporate strategy, individual contributions, committee functioning, as well as suggestions to enhance the efficiency and productivity of the board in general. Individual director effectiveness is also included. Directors respond to questions designed to elicit this information, and the independent third party synthesizes the results and comments received during such interviews. These findings are then presented by the independent third party and the chair of the governance and sustainability committee to the full governance and sustainability committee and to the board, followed by a review and discussion by the full board. The chair of the governance and sustainability committee also provides any committee findings to each committee chair, which are used to facilitate discussion during the committee assessments that also occur annually. The board believes this facilitated process provides additional insight and perspective that it can utilize to further enhance effectiveness, including in areas such as board and committee composition, information flow between management and the board, development of materials for board discussion, focus on corporate strategy and director recruitment.

Compensation Discussion and Analysis

Table of Contents

| | |
|--|----|
| Background | 26 |
| Executive Summary | 26 |
| 2022 Results Reflected Challenging Environment in 2022 | 26 |
| 2022 Key Committee Actions | 26 |
| Short-Term and Long-Term Incentive Payouts for 2022 | 27 |
| Calculation of Financial Metrics | 29 |
| CEO Compensation was Driven by Company Performance | 30 |
| Key Compensation Practices | 31 |
| ManpowerGroup Compensation Principles | 32 |
| Say on Pay Vote | 33 |
| Shareholder Engagement | 33 |
| Compensation Elements | 34 |
| Target Total Compensation | 37 |
| Market Positioning: 2022 Target Compensation in the Competitive Marketplace | 38 |
| How We Determine the Competitive Market: Challenges in Identifying a Relevant Peer Group | 38 |
| The 2022 Peer Group | 38 |
| Additional Data Sources | 38 |
| Assessing Individual Factors | 38 |
| The Committee's Decision-Making Process | 39 |
| Components of the 2022 Executive Compensation Program — Base Salary | 39 |
| Components of the 2022 Executive Compensation Program — Annual Cash Incentives | 39 |
| How EPS, ROIC and Revenue are Calculated | 39 |
| Why the Company Uses EPS, ROIC and Revenue | 40 |
| The 2022 EPS, ROIC and Revenue Goals | 40 |
| Annual Incentive Award Opportunities | 41 |
| 2022 Strategic KPIs and ESG Goals and Annual Incentive Award Payouts | 41 |
| Jonas Prising | 41 |
| John T. McGinnis | 42 |
| Michelle S. Nettles | 42 |
| Richard Buchband | 42 |
| Components of the 2022 Executive Compensation Program — Long-Term Incentives | 43 |
| Performance Share Units | 43 |
| How the Company Sets EBITA Margin Percent Goals | 44 |
| Shares Earned under the Regular 2020 PSU Grant and the 2021 Special Grant | 44 |
| Restricted Stock Units | 45 |
| Stock Options | 45 |

COMPENSATION DISCUSSION AND ANALYSIS

| | |
|---|-----------|
| Career Shares, Retirement and Deferred Compensation Plans | 45 |
| Other Benefits | 46 |
| Severance Agreements | 46 |
| Governance Features of Our Executive Compensation Programs | 46 |
| We Have Stock Ownership Guidelines for Executive Officers | 46 |
| We Have a Clawback Policy | 47 |
| We Prohibit Hedging, Pledging and Short-Sale Transactions | 47 |
| Other Material Tax Implications of the Executive Compensation Program | 47 |

COMPENSATION DISCUSSION AND ANALYSIS — EXECUTIVE SUMMARY

Background

This compensation discussion and analysis (“CD&A”) describes ManpowerGroup’s executive compensation program for our executive officers for whom disclosure is required under the rules of the Securities and Exchange Commission (“SEC”). We refer to this group of executives as our named executive officers (“NEOs”).

| NAME | TITLE |
|----------------------------|--|
| Jonas Prising | Chairman and Chief Executive Officer |
| John T. McGinnis | Executive Vice President and Chief Financial Officer |
| Michelle S. Nettles | Chief People and Culture Officer |
| Richard Buchband | Senior Vice President, General Counsel and Secretary |

Executive Summary

2022 Results Reflect Challenging Environment in 2022

Our executive compensation programs are designed to reward performance, and our results fell short of the challenging annual performance targets set by the People, Culture and Compensation Committee (the “Committee”) in February 2022. Over the course of the year, these financial objectives became more difficult to achieve in light of evolving macroeconomic trends. In particular, in late February the Russia-Ukraine war disrupted the European economic environment, where the majority of our business is located. As we progressed to the second half of 2022, we began to see a more pronounced slowing in the economic environment, most notably in Europe and then subsequently in North America. Despite these headwinds, our executive team was able to execute effectively in a fluid environment and accomplished the following:

- We reported nearly \$20 billion in revenue, reflecting a year-over-year increase after adjusting for currency, and delivered improvements in Earnings Per Share (“EPS”) and Return on Invested Capital (“ROIC”).
- We enjoyed strong cash flow, which enabled us to increase our dividend, and to continue our return of cash to shareholders.
- We improved our brands’ profitability compared to the prior year.
- We completed the integration of the ettain group acquisition, disposed of smaller country operations with low returns, and continued to progress our objective of rebalancing our operations toward more profitable businesses.
- We executed well against our strategic objectives. We continued to make important long-term investments in our technology infrastructure and progressed our Digitization, Diversification and Innovation initiatives. These are all designed to position the Company for sustainable profitable growth.
- We continued our focus on our people and our corporate culture, and advanced our long-term commitment to ESG goals as demonstrated in our second annual *Working to Change the World Plan*.

2022 Key Committee Actions

The Committee adhered to its guiding principles in 2022, including its commitment to being market competitive in executive compensation and aligning pay with performance. The Committee took a number of important actions during the year, including:

- Used a new compensation peer group for benchmarking 2022 NEO compensation that creates greater comparability to the Company’s business.
- Introduced Earnings Before Interest, Taxes and Amortization (“EBITA”) Margin Percent as the performance metric for PSU grants to replace Operating Profit Margin Percent (“OPMP”). EBITA Margin Percent better aligns with how the Company and its largest competitors measure performance as it measures operating efficiency without the impact of amortization. In addition, EBITA Margin Percent continues to focus executive officers on the long-term profitability of the Company.
- Expanded our emphasis on ESG objectives by repositioning our individual operating objectives for executives as Strategic KPIs and ESG Goals.

COMPENSATION DISCUSSION AND ANALYSIS — EXECUTIVE SUMMARY

- Eliminated the granting of stock options as an element of executive pay.
- Used Committee discretion to reduce to zero the payout from the original 2020 PSU award.

As disclosed last year, the pandemic disrupted the Committee's normal target-setting process in 2020, and the immediate impact to the global economy appeared to make the targets set in February 2020 for the 2020-2022 PSU cycle nearly obsolete weeks after their adoption. The Committee elected not to modify or adjust these performance metrics. Instead, in February 2021, the Committee made a one-time award (the "2021 Special Grant") designed to incentivize all PSU participants, including the executive team, to drive Company performance during 2021 and 2022. The grant reflected what the Committee determined to be more achievable OPMP targets and was sized at approximately two-thirds of the 2020 grant (the "Regular 2020 PSU Grant"), reflecting the two years remaining in the performance cycle.

By late 2022 it became apparent that the Regular 2020 PSU Grant would unexpectedly exceed its performance threshold on a formulaic basis. The Committee concluded it would not be appropriate for participants to receive the benefit of both the Regular 2020 PSU Grant and the 2021 Special Grant awards. Accordingly, the Committee used its negative discretion to reduce the payout of the Regular 2020 PSU Grant to zero, effectively cancelling the award. See page 43 for further information regarding the Regular 2020 PSU Grant and 2021 Special Grant.

Short-Term and Long-Term Incentive Payouts for 2022

Annual Incentive Payouts for 2022

Consistent with prior years, the Committee set key financial performance metrics in mid-February 2022, as summarized below.

- | | | |
|---|---|--|
| <ul style="list-style-type: none"> • EPS – Designed to focus our executives on producing financial results that align with shareholder interest. We consider this metric a critical measure of executive performance. | <ul style="list-style-type: none"> • ROIC – Even though we operate in the services industry, our business is capital intensive. We must pay our associates and consultants before we typically bill and collect from our clients. ROIC measures how efficiently we are converting our services into cash. | <ul style="list-style-type: none"> • Revenue – We believe Revenue is a key metric as it keeps executives focused on top-line growth, in addition to profitability. |
|---|---|--|

Additionally, the Committee set KPIs for executives based on individual Strategic KPIs and ESG goals.

The financial metrics were achieved between the threshold and target levels for EPS, ROIC and Revenue, and these, combined with individual Strategic KPIs and ESG Goals were used to determine the individual payouts for the NEOs.

Long-Term Incentive Payouts for 2022

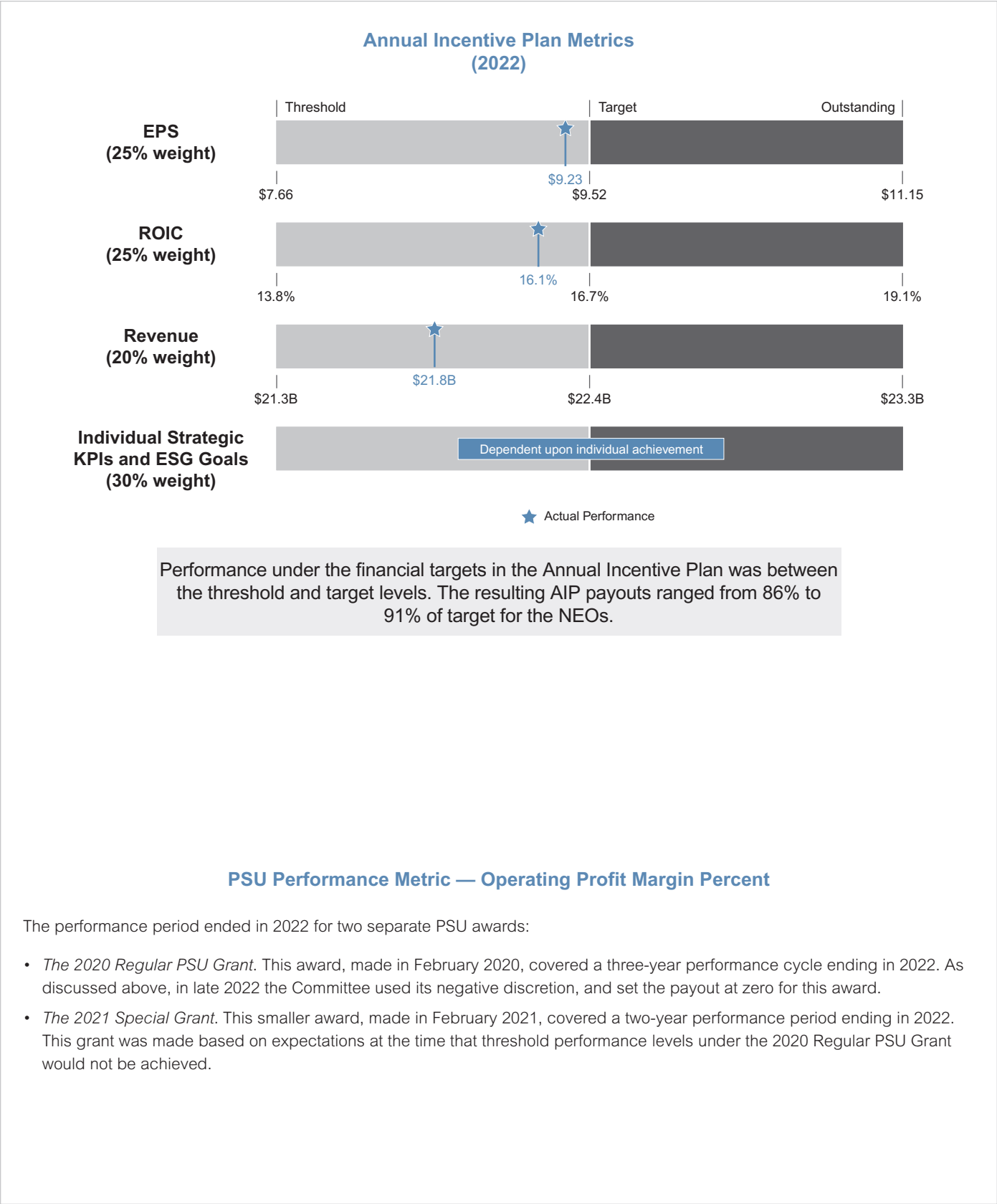
2022 Operating Profit Margin Percent ("OPMP") recorded year-over-year improvements for purposes of our compensation plans.

- **PSUs** represent the largest component of performance pay for our NEOs. For the PSUs granted prior to 2022, our key performance metric was OPMP, which measures how efficiently our executive officers deployed our operating resources to generate a profit.

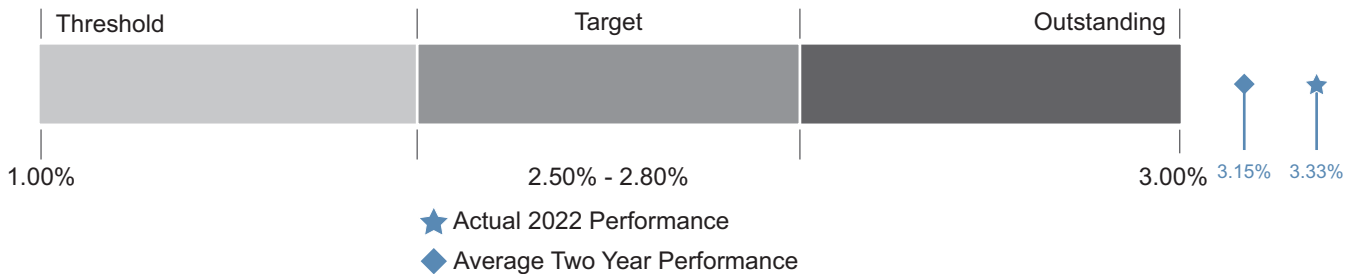
OPMP performance exceeded the benchmarks set by the Committee for the 2021 Special Grant. As described above, this grant, utilizing a two-year measurement period of 2021 and 2022, was sized at two-thirds of the Regular 2020 PSU Grant, and achieved a payout at the outstanding level.

OPMP performance ended up being above threshold, on a formulaic basis, for the Regular 2020 PSU Grant, which covered a performance period of 2020 through 2022. For the reasons described above, the Committee reduced the payout on this award to zero and the shares were returned to the equity pool.

COMPENSATION DISCUSSION AND ANALYSIS — EXECUTIVE SUMMARY



COMPENSATION DISCUSSION AND ANALYSIS — EXECUTIVE SUMMARY

2021 Special PSU Grant
(2021 - 2022 performance cycle)

The average OPMP for the 2021-2022 performance cycle under the 2021 Special Grant was 3.15%. The Committee elected not to apply the KPI modifier to reduce the payout, resulting in a PSU payout percentage of 200%. The size of the 2021 Special Grant was approximately two-thirds of the Regular 2020 PSU Grant value.

Calculation of Financial Metrics

One of our principles is that NEO compensation should reward for the underlying performance of our business. As is our practice, the Committee, in adopting financial targets at the beginning of the 2022 performance year, determined that certain items should be excluded from our performance metrics:

- **Constant Currency.** We eliminate the impact of changes in exchange rates for EPS, ROIC and Revenue. This allows us to better capture year-over-year changes in underlying performance.
- **Share Repurchases.** We remove the benefit of share repurchases from our EPS calculation except to the extent necessary to offset dilution resulting from shares issued under our equity plans.
- **Restructuring Costs.** We exclude restructuring costs from our EPS, ROIC, OPMP and EBITA Margin Percent calculations, net of the savings related to these costs. This allows us to better reflect the Company's performance for the year.
- **Goodwill Impairment.** We exclude goodwill impairment charges from our EPS, ROIC, OPMP and EBITA Margin Percent calculations. This, too, better reflects the Company's performance for the year.
- **Other Non-Recurring Costs.** We exclude from EPS, OPMP and EBITA Margin Percent any non-recurring accrual adjustments including tax or regulatory law changes, acquisitions or dispositions and other non-recurring adjustments greater than \$10 million. As explained above, excluding these costs better reflects the Company's performance during the year.

COMPENSATION DISCUSSION AND ANALYSIS — EXECUTIVE SUMMARY

The following table shows the impact of each of these items on our performance metrics for 2022:

| | AS REPORTED | IMPACT OF CONSTANT CURRENCY | IMPACT OF SHARE REPURCHASES | RESTRUCTURING COSTS | GOODWILL IMPAIRMENT | OTHER NON- RECURRING COSTS(1) | AS CALCULATED UNDER COMPENSATION PLANS |
|---|----------------|-----------------------------------|-----------------------------------|------------------------|------------------------|--|--|
| EPS | \$7.08 | \$0.88 | \$(0.19) | \$0.06 | \$0.99 | \$0.41 | \$9.23 |
| ROIC | 12.8% | 1.5% | n/a | 0.1% | 1.1% | 0.6% | 16.1% |
| Revenue (in billions) | \$19.8 | \$ 1.9 | n/a | n/a | n/a | \$0.10 | \$21.8 |
| OPMP (for grants made prior to 2022) | 2.93% | n/a | n/a | 0.02% | 0.25% | 0.13% | 3.33% |
| EBITA Margin Percent (for grants made beginning in 2022) | 3.12% | n/a | n/a | 0.02% | 0.25% | 0.12% | 3.51% |

(1) The EPS, ROIC, OPMP and EBITA Margin Percent metrics exclude integration costs incurred in 2022 associated with the acquisition of ettain group that occurred during the fourth quarter of 2021. The total impact of these integration costs resulted in a net increase to EPS of \$0.21, ROIC of 0.3%, OPMP of 0.07% and EBITA Margin Percent of 0.07%. Other non-recurring adjustments also resulted in an increase to EPS of \$0.20, ROIC of 0.3%, Revenue of \$0.1 billion, OPMP of 0.06% and EBITA Margin Percent of 0.05% related to dispositions, including the impact of the sale of our Russia business that was completed in the first quarter of 2022.

CEO Compensation was Driven by Company Performance

We remain committed to performance-based compensation. Approximately 60% of Mr. Prising's 2022 target compensation was tied to Company performance and 91% of his total pay was variable. The discussion below highlights each component of Mr. Prising's compensation in 2022.

Base Salary: The Committee determined to keep Mr. Prising's base salary for 2022 at \$1,250,000. Mr. Prising's base salary has been unchanged since 2017, with the exception of the temporary reduction in 2020 due to COVID.

Annual Cash Incentive: Payout was Approximately 86% of Target. All of the financial metrics set by the Committee for the 2022 annual incentive were below the target level, as shown below. In light of this, and the Committee's assessment of Mr. Prising's achievement of his individual Strategic KPIs and ESG Goals as CEO, his annual cash incentive payout was 86.3% of target.

| | 2022 ACTUAL PAYOUT \$ | % COMPARED TO TARGET |
|-------------------------------------|--------------------------|-------------------------|
| EPS Goal | 441,532 | 88.3% |
| ROIC Goal | 422,414 | 84.5% |
| Revenue Goal | 236,364 | 59.1% |
| Strategic KPIs and ESG Goals | 625,000 | 104.0% |
| Total | 1,725,310 | 86.3% |

Long-Term Equity Awards. In 2022, Mr. Prising received two types of long-term equity grants as part of his regular compensation:

- Approximately 60% comprised an annual grant of PSUs that will vest over three years based on EBITA Margin Percent goals.
- Approximately 40% were restricted stock units ("RSUs") that cliff vest in full after three years.

COMPENSATION DISCUSSION AND ANALYSIS — EXECUTIVE SUMMARY

Key Compensation Practices

The Committee continually reviews the Company's executive compensation program to maintain compensation practices that are in the best interests of our shareholders. Some of our key policies are summarized below:

What We Do

- ✓ Tie executive pay to performance.
- ✓ Set challenging performance objectives that align with company performance.
- ✓ Balance short-term and long-term incentives.
- ✓ Include caps on the potential payouts under the PSU grants and our annual incentive program.
- ✓ Use double triggers in our severance agreements and our equity awards.
- ✓ Maintain significant stock ownership guidelines for our NEOs.
- ✓ Maintain a clawback policy for our cash incentive and equity awards.
- ✓ Retain an independent compensation consultant.
- ✓ Establish appropriate compensation peer groups which the Committee re-evaluates annually.
- ✓ Reach out to leading shareholders and their advisory firms to discuss our executive compensation.

What We Don't Do

- X No dependence on Total Shareholder Return ("TSR") as a performance metric for our NEOs. In our experience, TSR captures fluctuations in stock price, rather than measuring the performance of our executive team in operating our business. Our stock price can be sensitive to perceived changes in the global economic climate, with fluctuations in stock price that are often de-coupled from the fundamentals of our business.
- X No tax gross up payments for any amounts considered excess parachute payments.
- X No dividends or dividend equivalents prior to vesting.
- X No repricing of stock options.
- X No hedging or pledging of ManpowerGroup stock.
- X No excessive perquisites to our NEOs or tax gross up payments.

COMPENSATION DISCUSSION AND ANALYSIS

ManpowerGroup Compensation Principles

The Company's executive compensation framework is guided by a series of core philosophies and principles, as determined by the Committee.

EXECUTIVE COMPENSATION FRAMEWORK
CORE PHILOSOPHIES AND PRINCIPLES:

| | | | |
|--|--|--|---|
| <p>1. Aligned to Stakeholders</p> <ul style="list-style-type: none"> • Compensation programs align executives' interests with those of our stakeholders and appropriately balance risk and rewards • Stakeholder value is created by: <ul style="list-style-type: none"> – Sound fiscal management and shareholder value creation – Attracting and retaining the best talent needed to scale – Cultivating and enhancing the Company's brand, purpose, and vision – Excellent client, employee, candidate, and associate experiences | <p>2. Performance-Focused</p> <ul style="list-style-type: none"> • The majority of pay for executives is at-risk and performance-based • Compensation is designed to motivate the executives to achieve the Company's annual and long-term strategic goals • Recognize the cyclical nature of our business, with clearly defined KPIs to drive focus | <p>3. Market-Competitive</p> <ul style="list-style-type: none"> • Compensation opportunities are anchored to the competitive market • Ensure rewards are fair and equitable for each role • Compensation is differentiated to consider individual value and contribution | <p>4. Transparent and Relevant</p> <ul style="list-style-type: none"> • Compensation programs are clearly communicated and easy to understand • Programs include metrics that are core to the business and have line of sight for executives <p>5. Aligned to Our Values</p> <ul style="list-style-type: none"> • Ensure rewards are fair and equitable among internal peers • Compensation design and administration should align to our values of People, Knowledge, and Innovation |
|--|--|--|---|

Say on Pay Vote

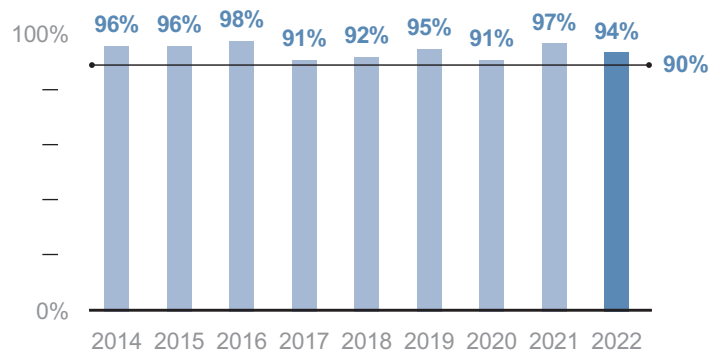
94+ %
APPROVAL
IN
2022

9th consecutive year of 90+% approval

We have consistently achieved say-on-pay votes greater than 90%. 2022 reflected our ninth consecutive year achieving this level.

ManpowerGroup held a non-binding shareholder advisory vote at its 2022 annual meeting of shareholders to approve the compensation of ManpowerGroup's NEOs, also known as "Say on Pay." This shareholder resolution was approved by approximately 94% of the votes cast. This was the ninth consecutive year we received a Say on Pay result above 90%.

Shareholder Approval of Say on Pay



Shareholder Engagement

We believe that shareholder engagement is an important part of our governance practices. We have a longstanding shareholder outreach program, to provide our investors an opportunity to share their perspectives on our compensation philosophies and our governance structure, and to answer their questions. These efforts are conducted by members of executive management and may include board leadership. Our engagement efforts over time have included:

- Contacting our top shareholders, representing more than 50% of our shares.
- Conversations with shareholders representing more than 30% of our shares.
- Presenting shareholder feedback to the Committee as well as the governance and sustainability committee.

The Committee evaluates this feedback from our shareholders, as well as our say on pay voting results (approximately 94% in 2022), among other factors in developing our executive compensation programs. Similarly, our governance and sustainability committee reviews the feedback concerning our governance practices in developing our governance policies, including our approach to board refreshment.

Additionally, our executive management team, primarily through our Chairman and CEO and Executive Vice President and CFO, regularly engage in dialogue with our shareholders through our quarterly earnings calls, investor meetings and conferences, and other channels for communication.

COMPENSATION DISCUSSION AND ANALYSIS

Compensation Elements

The following are the main elements used by ManpowerGroup in its compensation program in 2022 along with key decisions by the Committee related to those elements:

| COMPENSATION ELEMENT | KEY CHARACTERISTICS | OBJECTIVE AND DETERMINATION | 2022 DECISIONS |
|-------------------------------|--|---|--|
| Base Salary | Fixed compensation for performing the core areas of responsibility. | <p>Provide amounts that are competitive in the markets in which we operate. Amounts are reviewed annually and adjusted when appropriate.</p> <p>Factors used to determine base salaries:</p> <ul style="list-style-type: none"> • NEO's experience, skill, and performance. • The breadth of the NEO's responsibilities. • Pay relative to market. | None of the NEOs received an increase in base salary in 2022. |
| Annual Incentive Award | Variable compensation payable in cash under the Annual Incentive Plan ("Incentive Plan") based on performance against annually established goals and assessment of individual performance. | <p>Motivate and reward NEOs for achievement of key strategic, operational and financial measures over the year.</p> <p>Measures used to determine annual incentive for NEOs in 2022:</p> <ul style="list-style-type: none"> • The performance metrics used to determine annual incentive were EPS, ROIC and Revenue for all NEOs. • The maximum individual limit in any year under the Incentive Plan is \$5 million. | <p>The EPS, ROIC and Revenue levels achieved were between the threshold and target levels.</p> <ul style="list-style-type: none"> • Each of the NEOs received a percentage of their incentive for achieving a specified level of their individual Strategic KPIs and ESG Goals. |

COMPENSATION DISCUSSION AND ANALYSIS

| COMPENSATION ELEMENT | KEY CHARACTERISTICS | OBJECTIVE AND DETERMINATION | 2022 DECISIONS |
|----------------------|--|--|--|
| PSUs | <p>Variable compensation payable in shares of stock.</p> <p>The PSUs vest based on achievement of a pre-established performance metric over a period of time. If goals are not met, shares are not received.</p> | <p>Motivate and reward NEOs for performance against long-term financial objectives to align the interests of the NEOs with long-term shareholder value. Target amount awarded is determined based on job scope, market practice and individual performance.</p> <p>Measures used to determine PSUs earned:</p> <ul style="list-style-type: none"> • A threshold level of average EBITA Margin Percent must be achieved during the 2022-2024 performance period to receive any PSU vesting. OPMP was the financial metric for all PSU grants prior to 2022. • Payout levels for threshold, target and outstanding results are determined, and the actual payout percentage is calculated by interpolation. • However, if average EBITA does not meet a certain pre-determined dollar "gate" over the performance period, NEOs will not receive more than 100% of the target level payout. • The PSUs granted in 2022 include a KPI modifier to the final PSU payout that can increase or decrease the final payout by up to 30%. At the end of the performance period, the Committee will assess the achievement of pre-established strategic growth objectives and increase or decrease the final payout percentage by up to 30%. The KPI modifier cannot be used to adjust the total payout below threshold or exceed outstanding levels. | <p>In 2022, PSUs represented approximately 60% of the total long-term equity incentive grants awarded to the NEOs as part of their annual target compensation grant.</p> <p>Each of the NEOs was awarded a PSU grant in February 2020 (the "2020 Regular PSU Grant") immediately before the start of the pandemic, covering performance over the three-year period of 2020, 2021, and 2022. The Committee elected not to modify or adjust the awards, even though the ultimate financial targets appeared unachievable throughout 2020 based on the pandemic-impaired performance of the Company. Instead, the Committee took action in February 2021, and, recognizing the importance of proper incentivization for the executive team for the remainder of the 2020-2022 PSU cycle, made a one-time special PSU grant in February 2021 (the "2021 Special Grant") with a two-year performance and vesting period. This grant reflected what the Committee determined to be more achievable OPMP targets for 2021 and 2022, the remaining two years of the 2020 grant cycle, and was sized at approximately two-thirds of the 2020 PSU grant value. By late 2022, it appeared that the 2020 Regular PSU Grant would actually achieve its threshold OPMP level and was on track to pay out above threshold, on a formulaic basis. In light of the performance of the 2021 Special Grant (see below) the Committee determined participants should not receive the benefit of both the 2020 Regular PSU Grant and the 2021 Special Grant. Accordingly, in late 2022, the Committee utilized negative discretion available to it under the Plan and reduced the payout under the 2020 Regular PSU grant to zero.</p> <p>Under the 2021 Special Grant, the NEOs earned 200% of target performance share units based on average OPMP performance for the two-year performance period ended December 31 2022. As noted above, the Special Grant was smaller in size than the annual PSU awards made in 2020 or in 2021.</p> <p>Beginning in 2022, PSU grants to the NEOs include the right to accrue dividend equivalents that will be paid if and when the shares vest.</p> |

COMPENSATION DISCUSSION AND ANALYSIS

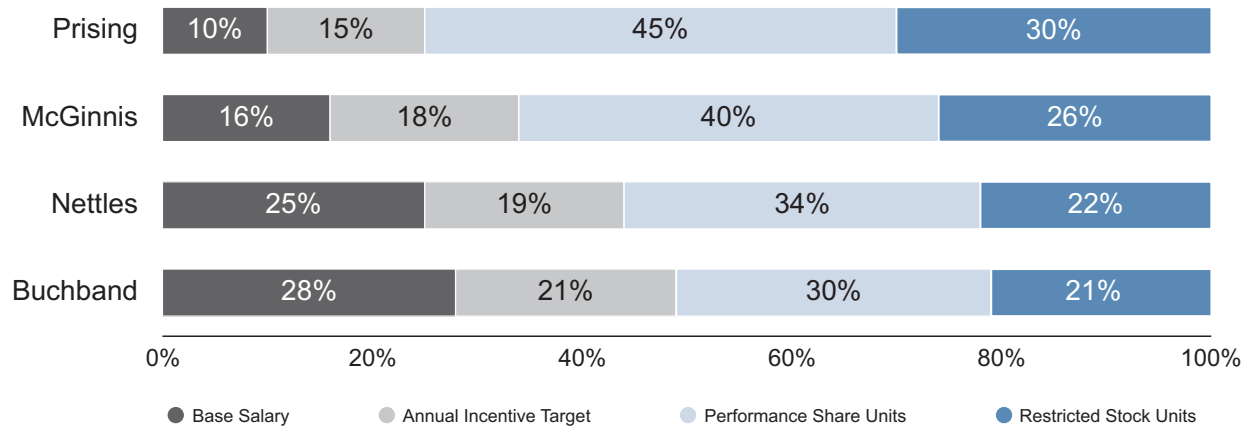
| COMPENSATION ELEMENT | KEY CHARACTERISTICS | OBJECTIVE AND DETERMINATION | 2022 DECISIONS |
|---|---|--|---|
| RSUs | Variable compensation payable in shares of stock. 100% of the RSUs vest on the third anniversary date. | <p>RSUs cliff vest in full after three years and are paid in stock. Dividend equivalents are accumulated on the RSUs and vest on the same basis as the underlying award.</p> <ul style="list-style-type: none"> Through stock price and dividend equivalents, RSUs directly align NEOs with the shareholders and add balance to the compensation program as they provide both upside potential and downside risk and add an additional retention incentive. Amount awarded is determined based on job scope, market practice and individual performance. | Approximately 40% of all of the NEOs' long-term equity incentive grants awarded in 2022 were in the form of RSUs. |
| Stock Options | Nonqualified stock options that expire in ten years and become exercisable ratably over four years. | Align the interests of the NEOs with long-term shareholder value as well as retain executive talent. Amount awarded is determined based on job scope, market practice and individual performance. | Beginning in 2022, the Committee eliminated stock options as an element of executive pay. |
| Qualified Retirement Plans | Generally not available to NEOs. | <p>No pension plan benefit in the United States.</p> <p>Although we maintain a qualified 401(k) plan in the United States, our NEOs are not eligible to participate (except as described in the following sentence) because of limitations on participation by highly compensated employees under the rules governing such plans. NEOs are eligible to participate only in the first year of their employment (after which they are eligible to participate in the nonqualified savings plan) and in making catch-up contributions for individuals over the age of 50.</p> | Mr. Buchband participated in the catch-up contribution under the 401(k) plan in 2022. |
| Nonqualified Savings Plan ("NQSP") | Similar to a 401(k) plan, however not as flexible in regard to timing of the payouts of the retirement benefits for qualified plans. These benefits are unsecured and subject to risk of forfeiture in bankruptcy. | Used to provide NEOs with reasonably competitive benefits to those in the competitive market. NEOs are eligible to participate after the first year of employment. | All of the NEOs participated in the NQSP in 2022 and received a discretionary profit-sharing contribution. |
| Career Shares | Used selectively by the Committee, taking into account what is most appropriate for a NEO in view of the retention incentive provided by the award. Career Shares vest completely on a single date several years into the future. | Used as an incentive in the form of RSUs to attract and retain executives. The Committee considers each year whether to make any such grants and to whom. | Mr. McGinnis and Ms. Nettles each received a career share grant in 2022 that will cliff vest in 2027. |
| Other Benefits | Used to attract and retain talent needed in the business. | Additional benefits include financial planning reimbursement, broad-based automobile benefits, selected benefits for expatriate executives, participation in broad-based employee benefit plans, and certain other benefits required by local law or driven by local market practice. | Limited participation by the NEOs in these programs. |

COMPENSATION DISCUSSION AND ANALYSIS

Target Total Compensation

Target total compensation is the value of the compensation package that is intended to be delivered based on performance against pre-established goals. The following chart illustrates for each of the NEOs the composition of his or her target total compensation for 2022.

2022 Target Compensation Components



The Committee's compensation consultant, Mercer, provides the Committee with market data that is used in setting target levels for compensation for the NEOs. Actual compensation paid out to the NEOs in a given year may vary significantly from the target levels depending on the actual performance achieved under the pre-established financial and operating goals set by the Committee.

This table outlines the values of each of the NEOs' total target compensation values and the percentage that is variable (both short- and long-term) and performance-based (both short- and long-term).

2022 NEO Target Compensation

| NEO | BASE SALARY \$ | ANNUAL INCENTIVE \$ | PERFORMANCE SHARE UNITS (1) \$ | RESTRICTED STOCK UNITS \$ | TOTAL 2022 TARGET COMP \$ | % TOTAL 2022 TARGET COMP VARIABLE(1) | % TOTAL 2022 TARGET COMP PERFORMANCE- BASED(2) |
|----------------------------|-------------------|------------------------|--------------------------------------|------------------------------|---------------------------------|--|--|
| Jonas Prising | 1,250,000 | 2,000,000 | 6,000,027 | 4,000,018 | 13,250,045 | 91% | 60% |
| John T. McGinnis | 746,750 | 821,425 | 1,799,982 | 1,199,988 | 4,568,145 | 84% | 57% |
| Michelle S. Nettles | 566,500 | 424,875 | 750,003 | 500,002 | 2,241,380 | 75% | 52% |
| Richard Buchband | 540,750 | 405,563 | 600,016 | 400,011 | 1,946,340 | 72% | 52% |

(1) Includes annual incentive, PSUs and RSUs.

(2) Includes annual incentive and PSUs.

The Committee also considers how much incentive compensation is short-term in nature, and how much is long-term, with the intention that a significant portion of incentive compensation be based on the long-term performance of the Company. This reduces the risk that executives will place too much focus on short-term achievements to the detriment of the long-term success of the Company.

COMPENSATION DISCUSSION AND ANALYSIS

Market Positioning: 2022 Target Compensation in the Competitive Marketplace

How We Determine the Competitive Market: Challenges in Identifying a Relevant Peer Group

In alignment with its compensation principles, the Committee devotes considerable effort to identifying an appropriate competitive market for benchmarking our executive compensation. The Committee has determined that simply benchmarking against other U.S. companies in our industry would not yield a meaningful peer group — we present a different profile, being significantly larger, more complex, and more global in scope than other U.S.-listed companies in our industry.

Our two largest competitors, Adecco and Randstad, are based in Europe, and although we review available compensation data for these two companies, their pay practices are different and disclosure practices differ. Our nearest U.S. public competitor had much smaller revenue — approximately \$7 billion in 2022 compared to our revenue of nearly \$20 billion — and the other U.S. public competitors are even smaller. Mercer has confirmed to the Committee that attempting to use such competitors would not produce relevant data.

The 2022 Peer Group

For 2022, Mercer developed and the Committee adopted a new peer group methodology to create greater comparability to the Company's business. The methodology includes the following factors, which the Committee determined were important: (i) similar size to ManpowerGroup in revenues, or market capitalization; (ii) companies in the service sector and with global footprints and comparable margin profiles; and (iii) companies where ManpowerGroup is identified as a peer company by the issuer or by proxy advisory firms. This peer group is considerably smaller, and more targeted than the peer group utilized for target setting in 2021 and earlier years. The new peer group of 23 companies is designed to align with these priorities on a composite basis.

| 2022 Peer Group Companies | | |
|----------------------------|--------------------------------|-----------------------------|
| Aramark | EOG Resources, Inc. | Nucor Corporation |
| Baker Hughes Co. | Fluor Corporation | PACCAR Inc. |
| CBRE Group, Inc. | General Mills, Inc. | Textron Inc. |
| CDW Corp. | Genuine Parts Co | The Clorox Co. |
| CH Robinson Worldwide Inc. | Hewlett Packard Enterprise Co. | The Gap, Inc. |
| Cummins Inc. | International Paper Company | Western Digital Corporation |
| Dollar Tree, Inc. | Jacobs Engineering Group Inc. | WW Grainger Inc. |
| DXC Technology Company | Kohl's Corporation | |

Additional Data Sources

The Committee also utilizes data from U.S. compensation surveys published by Mercer and other third-party data providers that are recommended by Mercer as a means to evaluate compensation for certain NEO positions. The CEO and CFO positions were only compared to companies within the peer group for 2022. Compensation for global functional leaders was compared against compensation survey data recommended by Mercer for executives with similar roles and responsibilities. Ms. Nettles's position was compared to a composite of U.S. compensation survey data of Chief Human Resources Officers and top functional officers within the peer group for 2022. Mr. Buchband's position was compared with U.S. compensation survey data of legal executives.

Assessing Individual Factors

An individual NEO's total compensation or any element of compensation may be adjusted upwards or downwards relative to the competitive market based on a subjective consideration of the NEO's experience, potential, tenure and results (individual and relevant organizational results), the NEO's historical compensation, and any retention concerns. The Committee uses a historical compensation report to review the compensation and benefits provided to each NEO in connection with its compensation decisions concerning that NEO.

The Committee's Decision-Making Process

The Committee determines the CEO's compensation levels, including base salary, establishing and determining the achievement of the financial goals and Strategic KPIs and ESG Goals for the annual cash incentives, and any equity-based compensation awards. Generally, the CEO establishes and recommends the achievement of the goals and objectives for the annual incentives for the other NEOs, with the Committee making the final determinations. Similarly, the CEO generally recommends to the Committee any salary adjustments, cash incentive awards or equity-based awards for the other NEOs, which are then evaluated and determined by the Committee. Mercer provides input to the Committee regarding the final compensation for all of the NEOs. This input reflects the Company's performance results for 2022, external market references against the peer group, internal compensation references and the individual performance of each of the NEOs. Under the Committee's charter, compensation for our CEO and CFO is subject to ratification by the board of directors. Accordingly, the board of directors ratified the determinations for Mr. Prising and Mr. McGinnis.

Components of the 2022 Executive Compensation Program — Base Salary

Base salaries for NEOs are set based on the median of base salaries paid in the relevant competitive market, for the particular position, subject to individual performance factors as described earlier.

Base salary levels affect the value of the annual incentive awarded to the NEOs because the incentive is awarded as a percentage of base salary. A higher base salary will result in a higher annual incentive, assuming the same level of achievement against goals. The level of severance benefits each NEO may receive is also increased if his or her salary is increased. The value of long-term incentive awards is not determined as a multiple of base salary. As noted above, none of the NEOs received an increase in base salary for 2022.

Components of the 2022 Executive Compensation Program — Annual Cash Incentives

The Incentive Plan provides for the payment of annual cash rewards to a participant based on the Company's attainment of one or more financial goals and Strategic KPIs and ESG Goals established for that participant for the relevant year. Incentive amounts are based on achievement of pre-established goals using these metrics. The financial goals include EPS, ROIC and Revenue. The Strategic KPIs and ESG Goals are tied to broad strategic or operational initiatives.

How EPS, ROIC and Revenue are Calculated

The annual cash incentives for NEOs for 2022 are based on three objective factors — EPS, ROIC, Revenue — and individual Strategic KPIs and ESG Goals. When setting the 2022 targets, which occurred in mid-February 2022, the Committee determined that certain items should be excluded from our performance metrics as described in the calculations below:

- **EPS** — net earnings per share — diluted, including net earnings from continuing and discontinued operations, but excluding the impact of currency, any changes in accounting principles during the performance period, restructuring charges net of related savings, extraordinary items, goodwill impairment or the benefit of current year share repurchases in excess of dilution. Earnings per share are further adjusted for the following items: tax or regulatory law changes, accounting adjustments related to acquisitions or dispositions where the Company previously held ownership interest; and non-recurring adjustments exceeding \$10 million pertaining to prior periods.
- **ROIC** — consolidated net operating profit after taxes divided by average capital. Net operating profit equals earnings before income taxes plus net interest expense and goodwill impairment (including the results of continuing and discontinued operations) minus income taxes, excluding the impact of currency and restructuring charges net of related saving. ROIC is further adjusted for the following items: changes in accounting principles during the performance period, extraordinary items, benefits from current year share repurchases in excess of dilution, restructuring charges net of related savings, tax or regulatory law changes, adjustments related to acquisitions or dispositions where the Company previously held an ownership interest, and non-recurring adjustments exceeding \$10 million pertaining to prior periods. Average capital is the average monthly ending balance of capital employed plus or minus certain adjustments.
- **Revenue** — Revenue during the period, including continued and discontinued operations. Revenue is adjusted to exclude the impact of currency, changes in client contracts that result in a change from gross to net accounting and the same adjustments as made to EPS, as applicable.

COMPENSATION DISCUSSION AND ANALYSIS

See page 29 for a discussion of the specific items excluded from EPS, ROIC and Revenue for 2022.

The EPS target is generally based on the Company's targeted long-term growth rate for EPS, but may be adjusted year-by-year based on economic conditions and the Company's expected financial performance for the year. From that target, the Committee then sets levels for threshold and outstanding performance. The threshold EPS growth rate reflects a level of performance that is below target but still appropriate for a partial award to be earned. Conversely, the outstanding EPS growth rate reflects a level of performance appropriate for the maximum incentive to be earned. So the comparisons are valid between the two years, the growth rates are based on growth over results of the previous year excluding non-recurring items.

The ROIC target is determined based on the earnings growth reflected by the EPS target as well as consideration by the Committee of factors relating to the Company's level of capital. The Revenue target is generally based on the Company's targeted long-term growth rate for Revenue. Similar to EPS, it may be adjusted year-by-year based on economic conditions and the Company's expected financial performance for the year.

This methodology is not the same as the Company's financial budgeting or business outlook for the year. As a result, target performance for purposes of achieving an incentive award will not be the same as performance as the budgeted financial plan, which may be higher or lower than target performance depending on economic conditions and trends at the time.

Why the Company uses EPS, ROIC and Revenue

The Committee believes using EPS as a performance goal keeps the NEOs focused on producing financial results that align with shareholder interests. In that regard, ManpowerGroup is in a cyclical business, which is influenced by economic and labor market cycles that are outside of ManpowerGroup's control, and it is important that the senior executives manage short-term results closely to be able to adjust strategy and execution in quick response to external cycle changes. The Company uses ROIC as a performance goal for the NEOs because it measures how effectively our senior management is converting our services into cash. Although we are a provider of services, and not a manufacturer of products, our business is still highly capital intensive. Our requirement for capital arises from the timing characteristics of our business. We typically pay our associates and consultants before we can bill and collect from our clients. Using an ROIC metric incentivizes our executives to carefully manage our accounts receivable and other capital investments in order to maximize the return on capital deployed. Our goal is to continuously improve our internal capital employed each year resulting in stable to improving ROIC. The Company uses Revenue as a performance goal in order to incentivize top-line growth, in addition to profitability. The percentage weightings of each of the metrics is as follows:

| METRIC | 2022 WEIGHTING |
|------------------------------|----------------|
| EPS Goal | 25.0% |
| ROIC Goal | 25.0% |
| Revenue Goal | 20.0% |
| Strategic KPIs and ESG Goals | 30.0% |
| Total | 100.0% |

The 2022 EPS, ROIC and Revenue Goals

For 2022, the Committee continued its practice of setting threshold, target and outstanding goals for EPS and ROIC that were based on its view of appropriate rates of EPS growth compared to prior year achievement. Similarly, the Committee set threshold, target and outstanding goals for Revenue that were based on its view of appropriate Revenue growth. The Committee believed the threshold levels for EPS, ROIC and Revenue were the minimum levels at which it would be appropriate to earn an incentive, based on global economic conditions as they existed at the time when the goals were set in mid-February 2022. Each year the Committee sets targets based on macroeconomic factors and the Company's business outlook for the coming year and does so independently of where the target levels have been set for the prior year. Given the cyclical nature of our business, this may result in targets being set lower than for the prior year.

COMPENSATION DISCUSSION AND ANALYSIS

The following table shows the EPS, ROIC and Revenue goals established by the Committee for 2022:

| METRIC | THRESHOLD | TARGET | OUTSTANDING |
|--------------------------------------|-------------------------------------|----------------|----------------|
| PAYOUT AS A % OF TARGET | CEO AND CFO: 25% OTHER NEOs: 33% | ALL NEOs: 100% | All NEOs: 200% |
| EPS (weighted 25%) | \$7.66 | \$9.52 | \$11.15 |
| ROIC (weighted 25%) | 13.8% | 16.7% | 19.1% |
| Revenue (in billions) (weighted 20%) | \$21.3 | \$22.4 | \$ 23.3 |

Annual Incentive Award Opportunities

The following table shows the total annual incentive award opportunities by NEO shown as a percentage of base salary:

| NEO | THRESHOLD AS A PERCENTAGE OF SALARY | TARGET AS A PERCENTAGE OF SALARY | OUTSTANDING AS A PERCENTAGE OF SALARY |
|---------------------|-------------------------------------|----------------------------------|---------------------------------------|
| Jonas Prising | 40.0% | 160.0% | 320.0% |
| John T. McGinnis | 27.5% | 110.0% | 220.0% |
| Michelle S. Nettles | 25.0% | 75.0% | 150.0% |
| Richard Buchband | 25.0% | 75.0% | 150.0% |

2022 Strategic KPIs and ESG Goals and Annual Incentive Award Payouts

Jonas Prising

The Strategic KPIs and ESG Goals comprise 30% of the total annual incentive for Mr. Prising and were as follows for 2022:

- Execute strategic initiatives focused on digitization and transformation of the business
- Diversify the business
- Strengthen global governance model, develop a robust and diverse talent pipeline, including deepening capabilities of employees and strengthen DEIB/ESG leadership position within the industry
- Test and execute new delivery models to drive innovation

The Committee determined that Mr. Prising earned a cash incentive award for 2022 between threshold and target for EPS, ROIC and Revenue. The Committee also approved an incentive award to Mr. Prising based on its determination of the level of performance towards achievement of his various Strategic KPIs and ESG Goals. Based on these accomplishments, the Committee determined the amount of the 2022 award to be paid to Mr. Prising to be \$1,725,310. The following table illustrates Mr. Prising's 2022 achievement of the performance targets in relation to the payment of his 2022 award:

| | PERFORMANCE LEVEL | PERCENTAGE OF 2022 SALARY | AMOUNT EARNED |
|------------------------------|-------------------|---------------------------|---------------|
| EPS Goal | Above Threshold | 35.3% | \$ 441,532 |
| ROIC Goal | Above Threshold | 33.8% | \$ 422,414 |
| Revenue Goal | Above Threshold | 18.9% | \$ 236,364 |
| Strategic KPIs and ESG Goals | Above Target | 50.0% | \$ 625,000 |
| Total Incentive | | 138.0% | \$1,725,310 |

As previously stated, in adopting the financial targets for 2022, the Committee determined to exclude certain items from the calculation of EPS, ROIC and Revenue. See page 29 for a calculation of the 2022 financial metrics, including the impact of the certain items excluded.

COMPENSATION DISCUSSION AND ANALYSIS

John T. McGinnis

The Strategic KPIs and ESG Goals comprise 30% of the total annual incentive for Mr. McGinnis and were as follows for 2022:

- Deepen leadership impact to meet or exceed strategic and operational goals
- Advance the Company's growth strategy in certain brands
- Develop a robust and diverse talent pipeline within the global finance function
- Continue to progress the technology roadmap and other initiatives within global finance function

The Committee determined that Mr. McGinnis earned a cash incentive award for 2022 between threshold and target for EPS, ROIC and Revenue. The Committee also approved an incentive award to Mr. McGinnis based on its determination of the level of performance towards achievement of his various Strategic KPIs and ESG Goals. Based on these accomplishments, the Committee determined the amount of the 2022 award to be paid to Mr. McGinnis to be \$740,000. The following table illustrates Mr. McGinnis's 2022 achievement of the performance targets in relation to the payment of his 2022 award:

| | PERFORMANCE LEVEL | PERCENTAGE OF 2022 SALARY | AMOUNT EARNED |
|-------------------------------------|-------------------|---------------------------|---------------|
| EPS Goal | Above Threshold | 24.3% | \$181,311 |
| ROIC Goal | Above Threshold | 23.2% | \$173,470 |
| Revenue Goal | Above Threshold | 13.0% | \$ 97,078 |
| Strategic KPIs and ESG Goals | Above Target | 38.6% | \$288,141 |
| Total Incentive | | 99.1% | \$740,000 |

Michelle S. Nettles

The Strategic KPIs and ESG Goals comprise 30% of the total annual incentive for Ms. Nettles and were as follows for 2022:

- Continue to execute diversification initiatives within certain brands
- Progress the Company's talent strategy, including deepening the talent pipeline and increasing gender diversity at the leadership level
- Progress change management efforts to accelerate digitization strategy
- Accelerate learnings and scale capabilities within certain functions

The Committee determined that Ms. Nettles earned a cash incentive award for 2022 between threshold and target for EPS, ROIC and Revenue. The Committee also approved an incentive award to Ms. Nettles based on its determination of the level of performance towards achievement of her various Strategic KPIs and ESG Goals. Based on these accomplishments, the Committee determined the amount of the 2022 award to be paid to Ms. Nettles to be \$385,000. The following table illustrates Ms. Nettles's 2022 achievement of the performance targets in relation to the payment of her 2022 award:

| | PERFORMANCE LEVEL | PERCENTAGE OF 2022 SALARY | AMOUNT EARNED |
|-------------------------------------|-------------------|---------------------------|---------------|
| EPS Goal | Above Threshold | 16.8% | \$ 95,172 |
| ROIC Goal | Above Threshold | 16.2% | \$ 91,546 |
| Revenue Goal | Above Threshold | 9.5% | \$ 54,101 |
| Strategic KPIs and ESG Goals | Above Target | 25.5% | \$144,181 |
| Total Incentive | | 68.0% | \$385,000 |

Richard Buchband

The Strategic KPIs and ESG Goals comprise 30% of the total annual incentive for Mr. Buchband and were as follows for 2022:

- Continue to provide strong leadership and strategic direction to global legal function worldwide
- Develop a robust and diverse talent pipeline within the legal function, including deepening capabilities of employees
- Serve as trusted advisor to the board of directors and executive team
- Continue to collaborate with business leaders on key strategic initiatives

COMPENSATION DISCUSSION AND ANALYSIS

The Committee determined that Mr. Buchband earned a cash incentive award for 2022 between threshold and target for EPS, ROIC and Revenue. The Committee also approved an incentive award to Mr. Buchband based on its determination of the level of performance towards achievement of his various Strategic KPIs and ESG Goals. Based on these accomplishments, the Committee determined the amount of the 2022 award to be paid to Mr. Buchband to be \$352,000. The following table illustrates Mr. Buchband's 2022 achievement of the performance targets in relation to the payment of his 2022 award:

| | PERFORMANCE LEVEL | PERCENTAGE OF 2022 SALARY | AMOUNT EARNED |
|------------------------------|-------------------|---------------------------|---------------|
| EPS Goal | Above Threshold | 16.8% | \$ 90,846 |
| ROIC Goal | Above Threshold | 16.2% | \$ 87,385 |
| Revenue Goal | Above Threshold | 9.5% | \$ 51,642 |
| Strategic KPIs and ESG Goals | At Target | 22.5% | \$122,127 |
| Total Incentive | | 65.0% | \$352,000 |

Components of the 2022 Executive Compensation Program — Long-Term Incentives

Each year the Committee determines the appropriate mix of PSUs, stock options and RSUs that should comprise the long-term incentives for the NEOs. This flexibility allows the Committee to tailor its program to create the incentive structure that it believes will best align executive performance and the needs of the Company. The Committee determined for 2022 that the annual grant of incentive awards to the NEOs should be made up of 60% PSUs and 40% RSUs. The Committee discontinued the use of stock options for its annual long-term incentive awards for 2022.

The Committee generally determines and approves equity awards to the NEOs and the related vesting schedules, at its regularly scheduled meeting in February each year, and as required under the Committee's charter, subject to ratification by the board of directors in the case of Mr. Prising and Mr. McGinnis. The equity awards and related vesting schedules for Messrs. McGinnis and Buchband and Ms. Nettles are generally based on recommendations by Mr. Prising. The Committee may make grants to NEOs at other times during the year, as it deems appropriate.

The PSUs and RSUs awarded in 2022 have the characteristics below. The specific long-term incentive grants for each officer are shown in the Grants of Plan Based Awards table on page 50.

Performance Share Units

For the award of annual PSUs made in February 2022, the Committee returned to its customary use of a 3-year performance period. For the PSUs granted in 2022, vesting is based on achievement of a pre-established goal for average annual EBITA Margin Percent, over a three-year period ending December 31, 2024. The Committee determined EBITA Margin Percent should replace OPMP as it better aligns with how the Company and its largest competitors measure performance. EBITA Margin Percent measures operating efficiency without the impact of amortization while continuing to focus executive officers on the long-term profitability of the Company.

The Committee also included a KPI modifier that can increase or decrease the final PSU payout (which will be determined based on the EBITA margin for the performance period and the performance gate described below) by up to 30%, but not more than the outstanding award or less than the threshold award. Under this feature, the Committee established strategic growth objectives and will evaluate how well management has performed against those pre-established strategic growth objectives during the three-year period of the PSUs. The number of shares earned will vest and be settled in common stock in February 2025, after the Committee determines the achievement of the performance goals and assesses the achievement of the strategic growth objectives. The specific strategic growth objectives are summarized below.

COMPENSATION DISCUSSION AND ANALYSIS

How the Company Sets EBITA Margin Percent Goals

The following table shows the goals established by the Committee in February 2022 for the three-year performance period for these PSUs and the associated payout percentage:

| | THRESHOLD | TARGET | OUTSTANDING |
|---------------------------------------|-----------|--------|-------------|
| EBITA Margin Percent 2022-2024 | 1.00% | 3.90% | 4.30% |
| Payout Percentage | 0.0% | 100.0% | 200.0% |

To determine the average EBITA Margin Percent at the end of the three-year period, the actual performance results from each year will be averaged to determine the three-year average performance results. The final award will be determined by using the payout scale relative to the average performance.

When determining the financial goals for the 2022 grant, the Committee determined certain items would be excluded from the EBITA Margin Percent calculation, as described in the following calculation:

- **EBITA Margin Percent** — annual operating profit plus amortization, divided by revenue from services, with adjustments to be made (a) to reverse the impact of a change in accounting principles during the performance period, or (b) for any of the following items: extraordinary items, goodwill impairment, nonrecurring restructuring charges, tax or regulatory law changes, adjustments related to acquisitions or dispositions where the Company previously held an ownership interest, any change in client contracts that result in a change from gross to net revenue accounting, non-recurring adjustments exceeding \$10 million pertaining to prior periods. If an adjustment relates to an accrual from a prior period deemed an appropriate change in estimate in the current period, the adjustment impact will only be for the amount in excess of \$10 million.

Our business is historically cyclical and is impacted by numerous macroeconomic conditions. The Committee sets each year's target levels at the beginning of the year, based on both macroeconomic factors and the Company's business outlook for the coming year, and does so independently of where the target levels have been set for the prior year. Given the cyclical nature of our business, this may result in targets being set lower than for the prior year.

An EBITA "gate" was also established for the PSUs to ensure EBITA margins are achieved without significantly decreasing revenues. This gate was set at \$624.0 million, meaning participants cannot receive more than 100% of the target level payout unless average EBITA for the 2022-2024 performance period exceeds \$624.0 million.

As mentioned above, the Committee included a KPI modifier to the final PSU payout that can increase or decrease the final PSU payout by up to 30%. At the end of the 3-year PSU vesting period, the Committee will assess the achievement of the strategic growth objectives and may increase or decrease the PSU payout percent (that was determined based on the EBITA Margin Percent for the performance period and the gate) by an amount up to 30% based on strategic growth objectives over the 3-year life of the award. The KPI modifier cannot decrease the payout below the threshold level nor increase the payout above the outstanding level. The following are the strategic growth objectives set by the Committee for 2022:

- Broaden and deepen capabilities of our people to capitalize on digitization and strengthen DEI/ESG leadership within the industry;
- Complete technology and transformation transition and strengthen digital brand and cyber security posture;
- Advance global analytics and AI capabilities, strengthen global governance model, and grow the succession pipeline; and
- Execute acceleration plan for growth within certain brands and shift business mix, test new delivery model innovations and test and execute diversification pilots for scalability.

Shares Earned under the Regular 2020 PSU Grant and 2021 Special Grant

As disclosed last year, the pandemic disrupted the Committee's normal target-setting process in 2020, and the immediate impact to the global economy appeared to make the OPMP targets set in February 2020 for the Regular 2020 PSU Grant nearly obsolete weeks after their adoption. The Committee elected not to modify or adjust these performance metrics. Instead, in February 2021, the Committee made a one-time award (the 2021 Special Grant) designed to incentivize all PSU participants, including the executive team, to drive Company performance for the critical periods of 2021 and 2022. The grant reflected what the Committee determined to be more achievable OPMP targets and was sized at approximately two-thirds of the Regular 2020 PSU Grant value, reflecting the two years remaining in the performance cycle. These grants also included the KPI modifier feature.

COMPENSATION DISCUSSION AND ANALYSIS

Despite the projection that the Regular 2020 PSU Grant would never achieve a payout level of performance, by late 2022 it was apparent to the Committee that these awards would unexpectedly exceed the threshold on a formulaic basis. Late in 2022, the Committee concluded it would not be appropriate for participants to receive the benefit of both the Regular 2020 PSU Grant and the 2021 Special Grant. Accordingly, the Committee utilized its negative discretion to reduce the payout of the Regular 2020 PSU Grant for each of the participants to zero.

The Committee did not modify or adjust the 2021 Special Grant and based on the average operating profit margin percent for the 2-year performance period of 2021-2022, the Committee determined the 2021 Special Grant vested at the outstanding level which resulted in a payout of 200% of target. The operating profit dollar gate for these awards was also reached. The Committee elected not to apply the KPI modifier to reduce the payout of the 2021 Special Grant. These shares were vested and were settled in common stock in February 2023, after the Committee determined the achievement of the performance goals. The number of shares earned for each of the NEOs is as follows:

| NEO | PSUs GRANTED AT TARGET(#) | PSUs EARNED(#) |
|----------------------------|---------------------------|----------------|
| Jonas Prising | 43,248 | 86,496 |
| John T. McGinnis | 12,975 | 25,950 |
| Michelle S. Nettles | 4,325 | 8,650 |
| Richard Buchband | 3,460 | 6,920 |

Restricted Stock Units

The Committee uses RSUs to align the interests of the NEOs with long-term shareholder value and add balance to the compensation program as they provide both upside potential and downside risk. In addition, RSUs provide a retention incentive to the NEOs as they are only payable in stock if the NEO remains with the Company through the vesting date. The RSUs have a three-year cliff vest.

Stock Options

The Committee discontinued the use of stock options for 2022, and instead determined to focus on PSUs and RSUs as the stock-based elements of executive compensation.

Career Shares, Retirement and Deferred Compensation Plans

Career Shares

The Committee selectively grants RSUs in order to provide a retention incentive. These career shares vest completely on a single date several years into the future. The Committee considers each year whether to make any such grants. Each of Mr. McGinnis and Ms. Nettles received a career share grant in 2022 that will cliff vest in 2027.

Retirement and Deferred Compensation Plans

ManpowerGroup maintains tax-qualified 401(k) plans for its U.S. employees. For compliance reasons, once an executive is deemed to be “highly compensated” within the meaning of Section 414(q) of the Internal Revenue Code, the executive is no longer eligible to participate in ManpowerGroup’s 401(k) plans except in their first year of employment or for “catch-up” contributions for employees over 50. ManpowerGroup maintains a separate non-qualified savings plan for “highly compensated” employees, including eligible executives. The non-qualified plan provides similar benefits to the tax-qualified 401(k) plans, including a Company match and enhanced matching contribution. Beginning in 2022, the non-qualified savings plan also permits the Company to provide a discretionary profit-sharing contribution to participants.

Furthermore, the plan benefits are unsecured and subject to risk of forfeiture in bankruptcy. The Committee maintains this program in an effort to provide NEOs with reasonably competitive benefits to those in the competitive market.

COMPENSATION DISCUSSION AND ANALYSIS

Other Benefits

The NEOs are provided health and dental coverage, company-paid term life insurance, disability insurance, paid time off, and paid holiday programs applicable to other employees in their locality. These rewards are designed to be competitive with overall market practices, while keeping them at a reasonable level.

ManpowerGroup also reimburses NEOs for financial planning and tax preparation services as well as annual executive physicals. In addition, for some of our NEOs, the company pays dues at a club in Milwaukee that is used for business entertainment. Any personal use of the club would be covered by the executive; however, none of the NEOs used this club for personal use in 2022.

ManpowerGroup historically maintained a broad-based auto program covering approximately 300 management employees in the U.S., including the U.S.-based NEOs. Under this program, ManpowerGroup paid 75% of the cost of a leased car for participating NEOs. As current leases expire, they have been replaced with an auto allowance. Mr. McGinnis's lease expired during 2022 and transitioned to the auto allowance. Both Ms. Nettles and Mr. Buchband received the auto allowance for all of 2022.

Severance Agreements

ManpowerGroup has entered into severance agreements (which include change of control benefits) with each of the NEOs. These severance agreements are more fully described on pages 57-58. The Committee believes that severance and change of control policies are necessary to attract and retain senior talent in a competitive market. The Committee also believes that these agreements benefit ManpowerGroup because they clarify the NEOs' terms of employment and protect ManpowerGroup's business during an acquisition. Furthermore, the Committee believes that change of control benefits, if structured appropriately, allow the NEOs to focus on their duties and responsibilities during an acquisition.

The agreements do not provide for any tax gross up payments and require a double trigger in order for our NEOs to receive benefits following a change in control.

Governance Features of Our Executive Compensation Programs

We Have Stock Ownership Guidelines for Executive Officers

The Committee believes that NEOs should hold a meaningful stake in ManpowerGroup to align their economic interests with those of other shareholders. To that end, the Committee adopted stock ownership guidelines that currently require each executive to own a target number of shares based on a salary multiple, dependent on the NEO's position. Under the guidelines, the Committee takes into account actual shares owned by the executive, unvested RSUs, and unvested PSUs calculated at the threshold level. The Committee does not consider any unexercised stock options or PSUs above the threshold level held by the NEOs. It should be noted that starting with the grants of PSUs made in 2021, the Committee has reset the threshold payout level from 50% to 0%. Under the guidelines, therefore, any unvested PSUs with a 0% threshold feature are not taken into account for determining an executive's ownership of shares. Additionally, to enforce our stock ownership policies, we limit the ability of executive officers to sell equity until they are in compliance with the guidelines. An executive who has not yet met, or who falls below, the stock ownership guidelines, is required to hold 50% of the shares received from the exercise of stock options or the vesting of RSUs or PSUs until the ownership guidelines have been satisfied. The following table shows the status as of December 31, 2022, of each of the NEOs.

| NEO | TARGET AS A MULTIPLE OF SALARY | TARGET VALUE(\$)(1) | TARGET NUMBER OF SHARES(2) | NUMBER OF SHARES HELD AS OF DECEMBER 31, 2022(2) | STATUS AS OF DECEMBER 31, 2022 |
|-------------------------------|--------------------------------|---------------------|----------------------------|--|--------------------------------|
| Jonas Prising | 6 | 6,600,000 | 94,011 | 382,811 | ✓ |
| John T. McGinnis(2) | 4 | 2,400,000 | 32,994 | 70,696 | ✓ |
| Michelle S. Nettles(2) | 3 | 1,650,000 | 22,968 | 35,429 | ✓ |
| Richard Buchband | 2 | 910,000 | 12,962 | 15,995 | ✓ |

(1) The target values were set as of May 1, 2014, for all NEOs except Mr. McGinnis and Ms. Nettles. Under the policy, executive officers have five years from January 1, 2014, to attain the targeted ownership levels or five years from date of hire for executive officers that were hired after January 1, 2014.

(2) The target values for Mr. McGinnis and Ms. Nettles are based on each of their base salaries and stock price on their dates of hire.

We Have a Clawback Policy

The Committee maintains a compensation recoupment (“clawback”) policy that is applicable to the members of the Company’s senior management. Under the policy, if the Committee determines an employee engaged in intentional misconduct that causes a financial restatement, the Committee may require the employee to forfeit any outstanding awards, including cash incentives or equity awards that were received as a result of the misconduct.

The SEC has adopted rules directing national securities exchanges to establish listing standards requiring listed companies to develop and implement policies providing for the recovery of certain incentive-based compensation. We are monitoring the actions of the national securities exchanges and intend to revise our clawback policy, or adopt an updated clawback policy, to comply with the listing standards in a timely manner.

We Prohibit Hedging, Pledging and Short-Sale Transactions

Under ManpowerGroup’s Insider Trading Policy, all directors, officers and employees of the Company and their respective household members (collectively, “Covered Persons”), including any entities influenced or controlled by a Covered Person, are prohibited from engaging in short sales or hedging transactions involving ManpowerGroup securities, including forward sale or purchase contracts, equity swaps or exchange funds. Covered Persons are also prohibited from engaging in puts, calls or other options or derivative instruments involving ManpowerGroup securities. Further, we do not allow Covered Persons to pledge ManpowerGroup securities at any time, which includes having ManpowerGroup stock in a margin account or using ManpowerGroup stock as collateral for a loan.

Other Material Tax Implications of the Executive Compensation Program

Tax Implications for ManpowerGroup

Section 162(m) of the Internal Revenue Code generally disallows a tax deduction to public corporations for compensation over \$1,000,000 paid in any tax year to any “covered employee.” Covered employees include the corporation’s CEO, CFO and each of its three most highly compensated NEOs (other than the CEO and CFO) regardless of whether they were in service as of the end of any such tax year.

Further, for each NEO whose compensation was or is subject to this limitation in 2017 or any later tax year, that officer’s compensation will remain subject to this annual deductibility limitation for any future tax year in which he or she receives compensation from ManpowerGroup, regardless of whether he or she remains a NEO.

Accordingly, ManpowerGroup is only able to deduct up to \$1,000,000 per year of the compensation payable to any of our NEOs who is a “covered employee” as determined under Section 162(m), except to the extent that transition relief for grandfathered arrangements that were in effect on November 2, 2017, if applicable, would apply to a payment.

Tax Implications for NEOs

The Committee generally seeks to structure compensation amounts and arrangements so that they do not result in penalties for the NEOs under the Internal Revenue Code. For example, Section 409A imposes substantial penalties and results in the loss of any tax deferral for nonqualified deferred compensation that does not meet the requirements of that section. The Committee has structured the elements of ManpowerGroup’s compensation program so that they are either not characterized as nonqualified deferred compensation under Section 409A or meet the distribution, timing and other requirements of Section 409A. Without these steps, certain elements of compensation could result in substantial tax liability for the NEOs. Section 280G and related provisions impose substantial excise taxes on so-called “excess parachute payments” payable to certain executives upon a change of control and results in the loss of the compensation deduction for such payments by the executive’s employer. The severance agreements with the NEOs limit the amount of the severance payment in the event that the severance payment will be subject to excise taxes imposed under Section 280G, but only where the after-tax amount received by the NEO would be greater than the after-tax amount without regard to such limitation.

Report of the People, Culture and Compensation Committee of the Board of Directors

The people, culture and compensation committee of the board of directors of ManpowerGroup has reviewed and discussed with management the Compensation Discussion and Analysis included in this proxy statement. Based on this review and discussion, the people, culture and compensation committee recommended to the board of directors that the Compensation Discussion and Analysis be included in this proxy statement.

The People, Culture and Compensation Committee

Elizabeth P. Sartain, Chair

William Downe

William P. Gipson

Julie M. Howard

Muriel Pénicaud

People, Culture and Compensation Committee Interlocks and Insider Participation

No member of the people, culture and compensation committee has ever been an officer or employee of ManpowerGroup or any of our subsidiaries or had any relationships requiring disclosure under Item 404 of Regulation S-K. None of our executive officers have served on the compensation committee or board of directors of any company of which any of our other directors is an executive officer.

Compensation Tables

Summary Compensation Table

The table below sets forth the compensation information for our NEOs during the fiscal years ended December 31, 2022, December 31, 2021, and December 31, 2020. All amounts are calculated in accordance with SEC disclosure rules, including amounts with respect to our equity compensation plan awards, as further described below.

| NAME & PRINCIPAL POSITION | YEAR | SALARY (\$) | BONUS (\$) | STOCK AWARDS (\$)(1) | OPTION AWARDS (\$)(2) | NON-EQUITY INCENTIVE PLAN COMPENSATION (\$) | CHANGE IN PENSION VALUE AND NON-QUALIFIED DEFERRED COMPENSATION EARNINGS (\$) | ALL OTHER COMPENSATION (\$)(3) | TOTAL (\$) |
|--|------|-------------|------------|----------------------|-----------------------|---|---|--------------------------------|------------|
| Jonas Prising CEO | 2022 | 1,250,000 | — | 10,000,045 | — | 1,725,310 | — | 148,630 | 13,123,985 |
| | 2021 | 1,250,000 | — | 12,000,023 | 2,000,022 | 3,475,000 | — | 62,790 | 18,787,835 |
| | 2020 | 1,105,769 | — | 8,000,010 | 2,000,002 | 760,000 | — | 37,790 | 11,903,571 |
| John T. McGinnis CFO | 2022 | 746,750 | — | 5,499,981 | — | 740,000 | — | 126,301 | 7,113,032 |
| | 2021 | 746,750 | — | 3,600,173 | 600,018 | 1,458,029 | — | 80,905 | 6,485,875 |
| | 2020 | 683,173 | — | 2,400,096 | 600,014 | 279,125 | — | 58,687 | 4,021,095 |
| Michelle S. Nettles Chief People and Culture Officer | 2022 | 566,500 | — | 2,500,012 | — | 385,000 | — | 67,997 | 3,519,509 |
| | 2021 | 566,500 | — | 1,200,150 | 200,014 | 754,181 | — | 46,427 | 2,767,272 |
| | 2020 | 518,269 | — | 800,094 | 200,017 | 144,375 | — | 31,777 | 1,694,532 |
| Richard Buchband SVP, General Counsel and Secretary | 2022 | 540,750 | — | 1,000,026 | — | 352,000 | — | 82,576 | 1,975,352 |
| | 2021 | 540,750 | — | 960,046 | 160,015 | 719,900 | — | 74,218 | 2,454,929 |
| | 2020 | 494,712 | — | 640,001 | 160,014 | 137,813 | — | 53,236 | 1,485,776 |

- (1) The value of stock awards in this table for all years includes the grant date fair value (calculated at the target level) for PSUs and RSUs (including career shares) as computed in accordance with Financial Accounting Standards Board ("FASB") Accounting Standards Codification ("ASC") Topic 718, "Stock Compensation." See page 50 for the breakout in the grant date fair value of PSUs and RSUs.

The grant date fair value of the 2022 PSU awards at the outstanding (maximum) level for each executive officer was:

| NAME | 2022 (\$) |
|----------------------------|------------|
| Jonas Prising | 12,000,054 |
| John T. McGinnis | 3,599,964 |
| Michelle S. Nettles | 1,500,006 |
| Richard Buchband | 1,200,032 |

- (2) The value of options in this table represents the grant date fair value for the stock options as computed in accordance with FASB ASC Topic 718.

COMPENSATION TABLES

(3) Details about the amounts in the “All Other Compensation” column for fiscal year 2022 are set forth in the table below.

| NAME | PERQUISITES & OTHER PERSONAL BENEFITS (\$)(A) | TAX REIMBURSEMENTS (\$) | PAYMENTS/ ACCRUALS ON TERMINATION PLANS (\$) | COMPANY CONTRIBUTIONS TO DEFINED CONTRIBUTION PLANS (\$)(B) | TOTAL OTHER COMPENSATION (\$) |
|----------------------------|---|-------------------------|--|---|-------------------------------|
| Jonas Prising | 13,465 | — | — | 135,165 | 148,630 |
| John T. McGinnis | 34,498 | — | — | 91,803 | 126,301 |
| Michelle S. Nettles | 28,912 | — | — | 39,085 | 67,997 |
| Richard Buchband | 34,604 | — | — | 47,972 | 82,576 |

(A) Except as otherwise indicated, these amounts include the value attributable to each executive's participation in ManpowerGroup's company car program, the cost of an annual physical, life insurance premiums paid and/or the value of financial services paid for by ManpowerGroup. None of these items individually had a value greater than \$25,000.

(B) These contributions were made by ManpowerGroup on behalf of the executive officers under the terms of the Nonqualified Savings Plan and the Company's 401(k) Plan to the extent the NEO has made a “catch-up contribution during the year.”

Grants of Plan-Based Awards in 2022

| NAME & PRINCIPAL POSITION | GRANT DATE | ESTIMATED FUTURE PAYOUTS UNDER NON-EQUITY INCENTIVE PLAN AWARDS(1) | | | ESTIMATED FUTURE PAYOUTS UNDER EQUITY INCENTIVE PLAN AWARDS(2) | | | ALL OTHER STOCK AWARDS: NUMBER OF SHARES OF STOCK OR UNITS (#)(3) | ALL OTHER OPTION AWARDS: NUMBER OF SECURITIES UNDERLYING OPTIONS (#) | EXERCISE OR BASE PRICE OF OPTION AWARDS (\$/SH) | GRANT DATE FAIR VALUE OF STOCK AND OPTION AWARDS (\$)(4) |
|--|------------|--|-------------|--------------|--|------------|-------------|---|--|---|--|
| | | THRESHOLD (\$) | TARGET (\$) | MAXIMUM (\$) | THRESHOLD (#) | TARGET (#) | MAXIMUM (#) | | | | |
| Jonas Prising CEO | 2/11/2022 | 500,000 | 2,000,000 | 4,000,000 | — | — | — | — | — | — | — |
| | 2/11/2022 | — | — | — | 0 | 54,725 | 109,450 | — | — | — | 6,000,027 |
| | 2/11/2022 | — | — | — | — | — | — | 36,483 | — | — | 4,000,018 |
| John T. McGinnis CFO | 2/11/2022 | 205,356 | 821,425 | 1,642,850 | — | — | — | — | — | — | — |
| | 2/11/2022 | — | — | — | 0 | 16,417 | 32,834 | — | — | — | 1,799,982 |
| | 2/11/2022 | — | — | — | — | — | — | 10,945 | — | — | 1,199,988 |
| | 2/11/2022 | — | — | — | — | — | — | 22,802 | — | — | 2,500,011 |
| Michelle S. Nettles Chief People and Culture Officer | 2/11/2022 | 141,625 | 424,875 | 849,750 | — | — | — | — | — | — | — |
| | 2/11/2022 | — | — | — | 0 | 6,841 | 13,682 | — | — | — | 750,003 |
| | 2/11/2022 | — | — | — | — | — | — | 4,560 | — | — | 500,002 |
| Richard Buchband SVP, General Counsel and Secretary | 2/11/2022 | — | — | — | — | — | — | 11,401 | — | — | 1,250,006 |
| | 2/11/2022 | 135,188 | 405,563 | 811,125 | — | — | — | — | — | — | — |
| | 2/11/2022 | — | — | — | 0 | 5,473 | 10,946 | — | — | — | 600,016 |
| | 2/11/2022 | — | — | — | — | — | — | 3,648 | — | — | 400,011 |

(1) These amounts represent the threshold, target, and maximum annual cash incentive awards established under the Annual Incentive Plan.

(2) These amounts represent the number of PSUs that could be earned related to the PSUs granted in 2022 under the 2011 Equity Incentive Plan.

(3) Amounts represent the number of RSUs granted in 2021 under the 2011 Equity Incentive Plan. The second grant for Mr. McGinnis and Ms. Nettles represents career shares granted in 2022.

(4) The grant date fair value of stock awards granted in 2022 that are reported in this column have been computed in accordance with FASB ASC Topic 718.

Compensation Agreements and Arrangements

Messrs. Prising, McGinnis, Buchband and Ms. Nettles currently receive an annual incentive bonus determined pursuant to an incentive arrangement with ManpowerGroup and all have entered into severance agreements with ManpowerGroup. The annual incentive bonus arrangements are described in further detail in the Compensation Discussion and Analysis included in this proxy statement and the severance agreements for each executive officer are described in further detail in the section entitled “Termination of Employment and Change of Control Arrangements” following the Nonqualified Deferred Compensation Table.

Grants Under the 2011 Equity Incentive Plan

Stock options. Beginning in 2022, the Committee discontinued the use of stock options for 2022, and instead determined to focus on PSUs and RSUs as the stock-based elements of executive compensation.

PSUs. ManpowerGroup made grants of PSUs to all of the executive officers under the 2011 Equity Incentive Plan in February 2022. Each executive officer received a PSU grant that will vest if the relevant performance goal of average EBITA Margin Percent is met for the three-year performance period. The Committee included a modifier to the final PSU payout that can increase or decrease the final PSU payout (that was determined based on the EBITA Margin Percent for the three-year performance period and a dollar gate) by up to 30% but the modifier cannot be used to adjust the payout below threshold or above outstanding. The modifier is based on an evaluation of pre-established strategic growth initiatives over three years. Dividend equivalents are accumulated on the PSUs under these awards and vest on the same basis as the underlying award. See page 43 for descriptions of the goals and initiatives established by the Committee for the 2022 PSU grants. Additional vesting terms applicable to these grants are described in further detail in the section entitled “Termination of Employment and Change of Control Arrangements” following the Nonqualified Deferred Compensation Table.

RSUs. The RSUs granted to the executive officers under the 2011 Equity Incentive Plan in February 2022 have a three-year cliff vest and are earned as long as the executive officer continues to be employed by the Company. Dividend equivalents are accumulated on the RSUs under these awards and vest on the same basis as the underlying award. Additional vesting terms applicable to these grants are described in further detail in the section entitled “Termination of Employment and Change of Control Arrangements” following the Nonqualified Deferred Compensation Table.

Career shares. ManpowerGroup made grants of career shares to Mr. McGinnis and Ms. Nettles in February 2022, which were granted as restricted stock units with a five-year vesting term. Dividend equivalents are paid on restricted stock units under these awards. Additional vesting terms applicable to these grants are described in further detail in the section entitled “Termination of Employment and Change of Control Arrangements” following the Nonqualified Deferred Compensation Table.

COMPENSATION TABLES

Outstanding Equity Awards at December 31, 2022

| NAME & PRINCIPAL POSITION | OPTION AWARDS | | | | | | STOCK AWARDS | | | |
|---------------------------|---|---|--|----------------------------|------------------------|---|--|---|--|--|
| | NUMBER OF SECURITIES UNDERLYING UNEXERCISED OPTIONS (#) EXERCISABLE | NUMBER OF SECURITIES UNDERLYING UNEXERCISED OPTIONS (#) UNEXERCISABLE | EQUITY INCENTIVE PLAN AWARDS: NUMBER OF SECURITIES UNDERLYING UNEXERCISED UNEARNED OPTIONS (#) | OPTION EXERCISE PRICE (\$) | OPTION EXPIRATION DATE | NUMBER OF SHARES OF STOCK THAT HAVE NOT VESTED (#)(1) | MARKET VALUE OF SHARES OF STOCK THAT HAVE NOT VESTED (\$)(2) | EQUITY INCENTIVE PLAN AWARDS: | EQUITY INCENTIVE PLAN AWARDS: | |
| | | | | | | | | NUMBER OF UNEARNED SHARES, UNITS, OR OTHER RIGHTS THAT HAVE NOT VESTED (#)(3) | MARKET OR PAYOUT VALUE OF UNEARNED SHARES, UNITS, OR OTHER RIGHTS THAT HAVE NOT VESTED (\$)(2) | |
| Jonas Prising | 15,681 | — | — | \$ 76.13 | 2/11/2024 | | — | — | — | |
| CEO | 26,510 | — | — | \$ 82.24 | 5/1/2024 | | — | — | — | |
| | 52,078 | — | — | \$ 76.97 | 2/10/2025 | | — | — | — | |
| | 76,220 | — | — | \$ 75.07 | 2/16/2026 | — | — | — | — | |
| | 66,068 | — | — | \$ 96.94 | 2/9/2027 | — | — | — | — | |
| | 57,216 | — | — | \$122.87 | 2/15/2028 | — | — | — | — | |
| | 78,037 | 26,013(4) | — | \$ 84.43 | 2/15/2029 | — | — | — | — | |
| | 52,770 | 52,771(5) | — | \$ 92.70 | 2/14/2030 | — | — | — | — | |
| | 21,901 | 65,704(6) | — | \$ 92.49 | 2/12/2031 | — | — | — | — | |
| | — | — | — | — | — | 23,568(8) | \$ 1,961,093 | — | — | |
| | — | — | — | — | — | 22,896(10) | \$ 1,905,176 | — | — | |
| | — | — | — | — | — | 37,730(11) | \$ 3,139,513 | — | — | |
| | — | — | — | — | — | 0(13) | \$ — | — | — | |
| | — | — | — | — | — | 86,496(14) | \$ 7,197,332 | — | — | |
| | — | — | — | — | — | — | — | 129,744(15) | \$ 10,795,998 | |
| | — | — | — | — | — | — | — | 56,596(16) | \$ 4,709,353 | |
| John T. McGinnis | 20,326 | — | — | \$ 75.07 | 2/16/2026 | — | — | — | — | |
| CFO | 17,983 | — | — | \$ 96.94 | 2/9/2027 | — | — | — | — | |
| | 15,258 | — | — | \$122.87 | 2/15/2028 | — | — | — | — | |
| | 21,513 | 7,171(4) | — | \$ 84.43 | 2/15/2029 | — | — | — | — | |
| | 15,831 | 15,832(5) | — | \$ 92.70 | 2/14/2030 | — | — | — | — | |
| | 6,571 | 19,711(6) | — | \$ 92.49 | 2/12/2031 | — | — | — | — | |
| | — | — | — | — | — | 7,071(8) | \$ 588,378 | — | — | |
| | — | — | — | — | — | 6,869(10) | \$ 571,569 | — | — | |
| | — | — | — | — | — | 11,319(11) | \$ 941,854 | — | — | |
| | — | — | — | — | — | 23,582(12) | \$ 1,962,258 | — | — | |
| | — | — | — | — | — | 0(13) | \$ — | — | — | |
| | — | — | — | — | — | 25,950(14) | \$ 2,159,300 | — | — | |
| | — | — | — | — | — | — | — | 38,924(15) | \$ 3,238,866 | |
| | — | — | — | — | — | — | — | 16,978(16) | \$ 1,412,739 | |
| Michelle S. Nettles | 8,440 | 2,814(7) | — | \$ 83.84 | 8/14/2029 | — | — | — | — | |
| Chief People | 5,277 | 5,278(5) | — | \$ 92.70 | 2/14/2030 | — | — | — | — | |
| and Culture Officer | 2,190 | 6,571(6) | — | \$ 92.49 | 2/12/2031 | — | — | — | — | |
| | — | — | — | — | — | 3,336(9) | \$ 277,589 | — | — | |
| | — | — | — | — | — | 2,357(8) | \$ 196,126 | — | — | |
| | — | — | — | — | — | 2,290(10) | \$ 190,551 | — | — | |
| | — | — | — | — | — | 4,716(11) | \$ 392,418 | — | — | |
| | — | — | — | — | — | 11,791(12) | \$ 981,129 | — | — | |
| | — | — | — | — | — | 0(13) | \$ — | — | — | |
| | — | — | — | — | — | 8,650(14) | \$ 719,767 | — | — | |
| | — | — | — | — | — | — | — | 12,976(15) | \$ 1,079,733 | |
| | — | — | — | — | — | — | — | 7,075(16) | \$ 588,711 | |

COMPENSATION TABLES

| NAME & PRINCIPAL POSITION | OPTION AWARDS | | | | | STOCK AWARDS | | | | |
|---------------------------|---|---|--|----------------------------|------------------------|---|--|---|--|--|
| | NUMBER OF SECURITIES UNDERLYING UNEXERCISED OPTIONS (#) | NUMBER OF SECURITIES UNDERLYING UNEXERCISED OPTIONS (#) | EQUITY INCENTIVE PLAN AWARDS: NUMBER OF SECURITIES UNDERLYING UNEXERCISED UNEARNED OPTIONS (#) | OPTION EXERCISE PRICE (\$) | OPTION EXPIRATION DATE | NUMBER OF SHARES OF STOCK THAT HAVE NOT VESTED (#)(1) | MARKET VALUE OF SHARES OF STOCK THAT HAVE NOT VESTED (\$)(2) | EQUITY INCENTIVE PLAN AWARDS: | EQUITY INCENTIVE PLAN AWARDS: | |
| | | | | | | | | NUMBER OF UNEARNED RIGHTS THAT HAVE NOT VESTED (#)(3) | MARKET OR PAYOUT VALUE OF UNEARNED SHARES, UNITS, OR OTHER RIGHTS THAT HAVE NOT VESTED (\$)(2) | |
| | | | | | | | | | | |
| Richard Buchband | 7,114 | — | — | \$ 75.07 | 2/16/2026 | — | — | — | — | |
| SVP, General Counsel | 6,255 | — | — | \$ 96.94 | 2/9/2027 | — | — | — | — | |
| and Secretary | 5,086 | — | — | \$122.87 | 2/15/2028 | — | — | — | — | |
| | 6,749 | 2,250(4) | — | \$ 84.43 | 2/15/2029 | — | — | — | — | |
| | 4,222 | 4,222(5) | — | \$ 92.70 | 2/14/2030 | — | — | — | — | |
| | 1,752 | 5,257(6) | — | \$ 92.49 | 2/12/2031 | — | — | — | — | |
| | — | — | — | — | — | 1,885(8) | \$ 156,851 | — | — | |
| | — | — | — | — | — | 1,832(10) | \$ 152,441 | — | — | |
| | — | — | — | — | — | 3,773(11) | \$ 313,951 | — | — | |
| | — | — | — | — | — | 0(13) | \$ — | — | — | |
| | — | — | — | — | — | 6,920(14) | \$ 575,813 | — | — | |
| | — | — | — | — | — | — | — | 10,380(15) | \$ 863,720 | |
| | — | — | — | — | — | — | — | 5,660(16) | \$ 470,969 | |

- (1) Represents outstanding grants of restricted stock, RSUs, career shares or earned but unvested PSUs.
- (2) Value based on the closing price of \$83.21 on December 31, 2022.
- (3) Represents outstanding grants of PSUs.
- (4) The remaining unvested options vested on February 15, 2023.
- (5) 50% of the remaining unvested options vested on February 14, 2023 and the remaining unvested options are scheduled to vest on February 14, 2024.
- (6) 33% of the remaining unvested options vested on February 12, 2023, and 33% of the remaining unvested options are scheduled to vest on each of February 12, 2024 and 2025.
- (7) The remaining unvested options are scheduled to vest on August 14, 2023.
- (8) These RSUs vested on February 14, 2023.
- (9) RSUs scheduled to vest on August 14, 2023.
- (10) RSUs scheduled to vest on February 12, 2024.
- (11) RSUs scheduled to vest on February 11, 2025.
- (12) Career Shares scheduled to vest on February 11, 2027.
- (13) No amounts were calculated, as the Committee, prior to the end of 2022, used its negative discretion to set the payout at zero.
- (14) These PSUs represent the actual shares achieved under the 2021 Special Grant of PSUs for 2021-2022 performance period. These shares were earned on February 17, 2023 after the Committee certified the performance achieved as of December 31, 2022.
- (15) Represents the 2021 annual grant of PSUs reported at the outstanding level scheduled to vest in February 2024 if the Committee certifies that the performance targets are achieved as of December 31, 2023 and after the discretionary application of the KPI modifier by the Committee.
- (16) PSUs, reported at the target level, scheduled to vest in February 2025 if the Committee certifies that the performance targets are achieved as of December 31, 2024, and after the discretionary application of the KPI modifier by the Committee.

COMPENSATION TABLES

Option Exercises and Stock Vested in 2022

| NAME & PRINCIPAL POSITION | OPTION AWARDS | | STOCK AWARDS | |
|--|---|---------------------------------|---|--------------------------------|
| | NUMBER OF SHARES ACQUIRED ON EXERCISE (#) | VALUE REALIZED ON EXERCISE (\$) | NUMBER OF SHARES ACQUIRED ON VESTING #(1) | VALUE REALIZED ON VESTING (\$) |
| Jonas Prising CEO | — | — | 65,118 | 7,142,382 |
| John T. McGinnis CFO | — | — | 17,952 | 1,969,041 |
| Michelle S. Nettles Chief People and Culture Officer | — | — | 10,408 | 976,481 |
| Richard Buchband SVP, General Counsel and Secretary | — | — | 5,635 | 620,074 |

(1) Includes vesting of RSUs and PSUs as follows:

| NAME | NUMBER OF RSUs | NUMBER OF PSUs |
|----------------------------|----------------|----------------|
| Jonas Prising | 23,704 | 41,414 |
| John T. McGinnis | 6,535 | 11,417 |
| Michelle S. Nettles | 5,899 | 4,509 |
| Richard Buchband | 2,052 | 3,583 |

COMPENSATION TABLES

Nonqualified Deferred Compensation in 2022

| NAME & PRINCIPAL POSITION | PLAN | EXECUTIVE CONTRIBUTIONS IN 2022 (\$)(1) | REGISTRANT CONTRIBUTIONS IN 2022 (\$) | AGGREGATE EARNINGS IN 2022 (\$) | AGGREGATE WITHDRAWALS/ DISTRIBUTIONS (\$) | AGGREGATE BALANCE AT DECEMBER 31, 2022 (\$)(2) |
|--|------|---|---------------------------------------|---------------------------------|---|--|
| Jonas Prising CEO | NQSP | 50,000 | 135,165 | (528,818) | — | 3,392,287 |
| John T. McGinnis CFO | NQSP | 50,000 | 91,803 | (101,818) | — | 582,164 |
| Michelle S. Nettles Chief People and Culture Officer | NQSP | 50,000 | 39,085 | (21,102) | — | 140,287 |
| Richard Buchband SVP, General Counsel and Secretary | NQSP | 50,000 | 47,972 | (199,229) | — | 948,990 |

- (1) These amounts reflect contributions made by the executive officers from their 2022 salary, which amounts were also included in the salary column for each executive officer in the Summary Compensation Table. Of the amounts disclosed in this column for the Nonqualified Savings Plan, the following contributions are attributable to a portion of the 2021 annual incentive, which was disclosed in the 2021 Summary Compensation Table for all NEOs: Mr. Prising — \$35,577; Mr. McGinnis — \$41,384; Ms. Nettles — \$0 and Mr. Buchband — \$43,194.
- (2) Of the amounts disclosed in this column for the Nonqualified Savings Plan, the following amounts were previously reported in the Summary Compensation Table in either 2022 or prior to 2022: Mr. Prising — \$1,812,614; Mr. McGinnis — \$530,673; Ms. Nettles — \$154,424 and Mr. Buchband — \$426,168. The difference between the amounts disclosed in this footnote and the amounts disclosed in the above column for the Nonqualified Savings Plan reflect earnings (and losses) on the contributions, any salary or bonus deferrals by the executive prior to becoming an NEO, and any company contributions prior to the executive becoming an NEO.

Nonqualified Savings Plan. Pursuant to the Nonqualified Savings Plan (the “NQSP Plan”), certain executives, including the NEOs, may defer a portion of their salary and incentive awards. Elections must be made by the executive officers before December 31 of the year prior to the year in which it will be earned. The executive officers are permitted to defer up to 50% of their salary and 50% of their annual incentive under the plan, but the total annual contributions could not exceed \$50,000 per participant. Pursuant to the plan, the executive officers, as well as all other plan participants, may receive a matching contribution of 50% of the deferrals they have made during the year, up to a maximum of 6% of their annual compensation. The NQSP Plan permits the Company to provide an Enhanced Matching Contribution (“EMC”) to participants. The EMC can range from 0% to 50% on the employee’s first 6% of deferrals from the prior year. The EMC is in addition to the regular 50% match of a participant’s deferrals made (on the first 6% of employee deferrals). In 2022, ManpowerGroup did not make an EMC match to the NEOs who participated in the plan in 2021. The NQSP Plan also permits the Company to provide a Discretionary Profit-Sharing Contribution (“DPSC”) to participants. The DPSC is allocated by the Company, based on the participant’s prior year compensation. In 2022, ManpowerGroup made a 2% DPSC to the NEOs who participated in the plan in 2021. ManpowerGroup’s contributions to a participant’s account under the NQSP Plan (matching contributions, EMCs, and DPSCs) are not fully vested until a participant has at least three years of credited service with ManpowerGroup, with vesting occurring on a pro-rata basis during those three years. All the NEOs who participate in the plan were fully vested in their matching contributions, EMCs and DPSCs as of December 31, 2022.

COMPENSATION TABLES

The investment alternatives available to the executive officers under the Nonqualified Savings Plan are selected by ManpowerGroup and may be changed from time to time. The executive officers are permitted to change their investment elections at any time on a prospective basis. The table below shows the funds available under the plan and their annual rate of return for the calendar year ended December 31, 2022.

| NAME OF FUND | ANNUAL RETURN |
|---|---------------|
| JP Morgan Chase Bank U.S. Active Core Equity Fund | (18.77)% |
| Vanguard Total Stock Market Index Fund Institutional Shares | (19.51)% |
| Hartford Internal Opportunities Fund | (17.91)% |
| Eaton Vance Atlanta Capital SMID-Cap Fund | (8.76)% |
| Vanguard Total International Stock Market Index Fund Institutional Shares | (15.98)% |
| T. Rowe Price Global Growth Stock Fund | (29.58)% |
| JP Morgan Smart Retirement Blend 2020 | (13.73)% |
| JP Morgan Smart Retirement Blend 2025 | (15.24)% |
| JP Morgan Smart Retirement Blend 2030 | (16.10)% |
| JP Morgan Smart Retirement Blend 2035 | (16.69)% |
| JP Morgan Smart Retirement Blend 2040 | (17.16)% |
| JP Morgan Smart Retirement Blend 2045 | (17.61)% |
| JP Morgan Smart Retirement Blend 2050 | (17.63)% |
| JP Morgan Smart Retirement Blend 2055 | (17.56)% |
| JP Morgan Smart Retirement Blend 2060 | (17.40)% |
| JP Morgan Smart Retirement Blend Income Fund | (13.69)% |
| Fidelity Short Term Bond | (3.62)% |
| PGIM Total Return Bond Fund - Class R6 | (14.86)% |
| Vanguard Total Bond Market Index Fund Institutional Shares | (13.15)% |
| Vanguard Federal Money Market Fund Investor Shares | 1.55% |

Benefits paid under the Nonqualified Savings Plan will be paid to the executive officers upon their termination of employment, either in a lump sum, or in three, five or ten annual installments, as elected by the executive officers in accordance with the plan rules.

Termination of Employment and Change of Control Arrangements

ManpowerGroup has entered into severance agreements (which include change of control benefits) with each of the NEOs. Each agreement generally has a three-year term, and such term is automatically extended for two years to the extent there is a change of control of ManpowerGroup within the two-year period prior to the expiration of the original term of the agreement. In addition to these severance agreements, the NEOs participate in a number of equity grants and benefit plans that contain vesting provisions that are triggered upon a change of control of ManpowerGroup and/or certain terminations of employment. Generally, benefits under these arrangements are triggered upon the involuntary termination of the executive's employment not for cause or upon a voluntary termination of employment for good reason. Terminations for other reasons (such as retirement, death, disability or a change of control) also trigger enhanced benefits under certain of these arrangements. The tables following the descriptions of these arrangements illustrate the amount of enhanced benefits the NEOs would receive under all such arrangements if ManpowerGroup terminated their employment on December 31, 2022 for the reasons specified within the tables. None of the tables illustrate the value of any vested benefits payable to the NEOs upon a termination of employment (i.e., vested equity awards, or vested balances accrued under the Nonqualified Savings Plan), nor does any table illustrate the value of any enhanced benefits upon retirement of an NEO who was not eligible for retirement treatment as of the date of this proxy statement with respect to any of their unvested benefits. The tables below assume that in a "change of control," the acquiring or surviving company would have assumed all unvested equity awards.

Severance agreements. Under the severance agreements, upon the involuntary termination of the NEO's employment (other than for cause, as described below) or upon the voluntary termination of employment by the NEO for good reason (as described below), the NEO is entitled to receive a severance payment equal to the sum of the executive's base salary and annual incentive. The severance payment to the CEO is capped at 2.5 times his base salary in effect at the time of the termination, while the CFO's severance payment is capped at 2 times his base salary in effect at the time of the termination. There is no cap applicable to the other NEOs.

In the event an NEO's termination occurs in the two-year period following a change of control of ManpowerGroup or during a "protected period" (generally, the six-month period prior to a change of control), the severance payment payable to the CEO and CFO is equal to three times the sum of their base salary and annual incentive, while the severance payment to the other NEOs is equal to two times the sum of their base salary and annual incentive. The caps on payments to the CEO and CFO described in the paragraph above do not apply in the event of a change of control. All severance payments under the NEOs' agreements will generally be paid in a lump sum on the 30th day following the date of termination. The determination of the amount of the annual incentive used to calculate the severance payment will vary depending on the circumstances surrounding the termination and is further detailed in the footnotes accompanying the illustrative tables below.

Cause is defined in the severance agreements, and generally includes: performance failures; failure to follow instructions; fraudulent acts; violation of ManpowerGroup policies; acts of moral turpitude which are likely to result in loss of business, reputation or goodwill to ManpowerGroup; chronic absences from work which are non-health related; crimes related to the NEO's duties; or willful harmful conduct to ManpowerGroup. Good reason is also defined in each severance agreement. A termination for good reason in the severance agreements for the NEOs is triggered by (i) any material breach by the Company or one of its affiliates of a material obligation to pay or provide benefits or compensation to the executive, (ii) a material diminution in base salary, (iii) a material diminution in the executive's authority, duties or responsibility, coupled with a material reduction in the executive's target bonus opportunity, (iv) a material diminution in the executive's authority, duties or responsibility that is not coupled with a material reduction in the executive's target bonus opportunity, but that occurs within 2 years after a change of control, (v) a material reduction in the executive's target bonus opportunity that is not coupled with a material diminution in the executive's authority, duties or responsibilities, but that occurs within two years after a change of control, or (vi) a relocation to a new principal office that is in excess of 50 miles from the NEO's prior principal office.

Under the severance agreements, the NEOs are bound by non-competition agreements in favor of ManpowerGroup for the one-year period following the termination of their employment for any reason, except where the termination occurs within the two-year period following a change of control or during a protected period and is either involuntary (other than for cause) or is for good reason.

Effective as of February 17, 2023, ManpowerGroup entered into new severance agreements with all of the NEOs, replacing their prior severance agreements. The new severance agreements contain terms substantially similar to each NEO's prior severance agreements and were entered into primarily to provide a common expiration date for all NEOs. All of the new severance agreements entered into with the NEOs are set to expire on the first to occur of (1) the date two years after the occurrence of a change of control of ManpowerGroup or (2) February 28, 2026 if no such change of control occurs before February 28, 2026. Prior to entering into the foregoing severance

COMPENSATION TABLES

agreements, ManpowerGroup did enter into a new severance agreement with Ms. Nettles on August 4, 2022 as her severance agreement was set to expire on August 14, 2022. The terms of that new severance agreement were substantially similar to her prior severance agreement.

Under the severance agreements, upon the NEO's (i) involuntary termination (other than for cause), (ii) voluntary termination for good reason or (iii) termination due to the death or disability of the NEO, the NEOs are entitled to receive a prorated incentive for the year in which termination occurs. In addition, ManpowerGroup has agreed to pay for continued health insurance for the NEOs and their families for a 12-month period following an involuntary termination of their employment (other than for cause) or a voluntary termination of their employment for good reason. Furthermore, if such a termination occurs within the two-year period following a change of control or during a protected period, then ManpowerGroup has agreed to pay for continued health insurance for the NEOs and their families for an 18-month period. Finally, under the severance agreements, following an involuntary termination of the NEO's employment (other than for cause) or a voluntary termination of the NEO's employment for good reason, ManpowerGroup will pay for outplacement services for up to one year following the NEO's termination. This benefit is not included in the agreement with Mr. Prising.

Stock options. As of December 31, 2022, each of the NEOs held unvested stock options granted under the 2011 Equity Incentive Plan. Under the terms of the stock option agreements that ManpowerGroup entered into with each of the NEOs, unvested options immediately vest upon the NEO's death or disability. Furthermore, upon a change of control where the options are converted on a tax-free basis or where ManpowerGroup's shares remain publicly traded, the options only accelerate vesting in the event of the NEO's involuntary termination of employment (other than for cause) or a voluntary termination of employment for good reason during a protected period or within two years following a change of control. Alternatively, upon a change of control of ManpowerGroup where ManpowerGroup's shares do not remain publicly traded or where a publicly traded acquirer does not convert the options into options of the acquirer's shares on a tax-free basis, such options immediately vest upon the change of control. For purposes of these stock option agreements, the definitions of cause and good reason are generally the same as those used in the NEOs severance agreements. Under the terms of the stock option agreements entered into with each of the NEOs, unvested options also immediately vest upon the NEO's "retirement." Here, retirement means the termination of the NEO's employment on or after age 55 and the NEO has completed 10 years of service with ManpowerGroup. Unvested options are forfeited upon the NEO's termination of employment for reasons other than death, disability, retirement, or in connection with a change in control.

RSUs (including career shares). As of December 31, 2022, the NEOs held unvested RSUs granted under the 2011 Equity Incentive Plan (with Mr. McGinnis and Ms. Nettles also holding unvested career shares). A NEO will become fully vested in his or her RSUs (including career shares) upon a termination of employment due to death or disability. All RSUs (other than career shares) held by the NEOs will become fully vested upon a termination of employment due to the NEO's retirement. Career shares do not vest upon retirement. For these awards, "retirement" generally means the termination of the NEO's employment on or after age 55 if the NEO has completed 10 years of service with ManpowerGroup. Upon a change of control, the RSUs (including career shares) shall vest according to the same terms as described above for stock options.

RSUs are forfeited upon the NEO's termination of employment for reasons other than death, disability, retirement, or in connection with a change in control.

PSUs. As of December 31, 2022, all NEOs held outstanding PSUs granted under the 2011 Equity Incentive Plan. Generally, under these awards, upon a NEO's termination of employment due to retirement (here, employment termination after age 55 with 10 years of completed service), the NEO is entitled to receive a pro-rata number of shares based on the actual results at the end of the applicable performance period, prorated based on the time elapsed after the agreement date and during the applicable service periods. No proration will apply under the 2019, 2020 or 2021 award of performance units upon a NEO's termination of employment due to retirement (here, employment termination after age 55 with 10 years of completed service), if the Committee has approved a succession plan, as recommended by the CEO, for the NEO or with respect to his or her position. PSUs are forfeited upon a termination of employment prior to the end of the performance period for reasons other than death, disability, retirement, or in connection with a change in control.

Generally, upon the death or disability of a NEO during the performance period, the NEO is entitled to receive the target amount of shares. However, NEOs received a special PSU grant during 2021 with a two-year performance period (the "2021 Special Grant") that does not vest upon the NEO's death or disability prior to the end of the performance period. In the event of a change of control of ManpowerGroup, if the NEO's employment were terminated prior to the end of the vesting period for such awards (either by ManpowerGroup other than for cause or by the NEO for good reason), the NEO generally would be entitled to accelerated vesting of any unpaid PSUs, where the total number of shares payable under the award will be based on an amount determined by the Committee.

COMPENSATION TABLES

Annual Incentive Plan. The ManpowerGroup Annual Incentive Plan (the “Annual Incentive Plan”) provides that a bonus will become vested upon retirement. For purposes of this plan, “retirement” means the NEO terminates employment after he or she has (i) reached age 55 and (ii) completed 10 years of service. The amount of the bonus earned for the year of retirement will be based on the actual bonus that would have been earned had the NEO continued employment, but the bonus will be prorated based on the actual number of days the NEO was employed by ManpowerGroup during the year of retirement.

Nonqualified Savings Plan. The amount of any unvested benefits under the Nonqualified Savings Plan will become vested upon a participant’s death, disability or retirement. For purposes of this plan, “retirement” means a NEO terminates employment after he or she has (i) reached age 60, (ii) has reached age 55 and completed 20 years of service with ManpowerGroup or (iii) has reached age 55, and ManpowerGroup determines that the retirement is bona fide and that the NEO will not perform services for any competitor of ManpowerGroup. All of the NEOs that participate in this plan are already fully vested in their benefits under this plan and therefore, no NEOs will receive any enhanced benefit upon her death, disability or retirement.

COMPENSATION TABLES

Post-Termination and Change of Control Benefits

Jonas Prising, CEO (1)

| | DEATH(\$) | DISABILITY(\$) | INVOLUNTARY TERMINATION OR GOOD REASON – NO COC(\$) | DOUBLE TRIGGER (COC+ TERMINATION) (\$)(2) | FOR CAUSE(\$) | VOLUNTARY(\$) | RETIREMENT(\$) |
|------------------------------|------------|----------------|---|---|------------------|---------------|----------------|
| Severance Payment(3) | — | — | 3,125,000 | 9,750,000 | — | — | — |
| Prorated Incentive(4) | 2,000,000 | 2,000,000 | 1,700,310 | 2,000,000 | — | — | 1,725,310 |
| Options(5) | — | — | — | — | — | — | — |
| PSUs(6) | 10,107,352 | 10,107,352 | — | 17,304,684 | — | — | 15,964,449 |
| RSUs(7) | 7,005,783 | 7,005,783 | — | 7,005,783 | — | — | 7,005,783 |
| Health Benefits | — | — | 30,669 | 46,830 | — | — | — |
| Total | 19,113,135 | 19,113,135 | 4,855,979 | 36,107,297 | — | — | 24,695,542 |

- (1) On February 17, 2023, ManpowerGroup entered into a severance agreement with Mr. Prising that replaced his previous agreement, which expired on February 14, 2023. As of December 31, 2022, Mr. Prising was eligible for retirement treatment under certain of his outstanding awards.
- (2) The “double trigger” column calculates the amounts earned upon an involuntary termination (other than for cause) or a voluntary termination for good reason that occurs during a protected period (generally, six months prior to a change of control) or within the two-year period following a change of control.
- (3) The amount of the severance payment under Mr. Prising’s severance agreement is equal to the sum of his annual base salary at the highest rate in effect during the terms of the agreement (here, \$1,250,000) and his target bonus for the year of the termination (here, \$2,000,000). In the case of his involuntary termination (other than for cause) or voluntary termination for good reason, the severance payment is limited to a maximum of 2.5 times Mr. Prising’s annual base salary. In a double-trigger scenario, the amount of his severance payment is multiplied by three.
- (4) In the case of his involuntary termination (other than for cause) or voluntary termination for good reason, the amount of the prorated incentive payable to Mr. Prising under his severance agreement is based on the actual incentive earned for 2022 for the financial objectives and the target amount for the Strategic KPIs and ESG Goals. In the event of death, disability, or certain terminations following a change of control, the prorated incentive is based on the target incentive for the year of termination. In the event of retirement, the prorated incentive is based on the actual incentive earned for 2022. No proration has been applied here as this table illustrates the effect of such a termination on December 31, 2022, immediately before the incentive was earned, so as not to understate the potential value of the benefit upon the applicable termination of employment. Note that an incentive amount has also been reported as 2022 compensation for Mr. Prising in the Summary Compensation Table, as well as in the Grants of Plan-Based Awards Table.
- (5) The value of stock options is illustrated here by measuring the difference between the closing stock price on December 30, 2022 (\$83.21), the last trading day of 2022, and the exercise price of each unvested stock option held by Mr. Prising on such date. As of such date, the exercise price of each unvested option exceeded the closing stock price, resulting in the options being valued at zero dollars.
- (6) The value of PSUs is illustrated here by measuring the value of the number of shares payable under outstanding awards (2021 and 2022 grants) using the closing stock price on December 30, 2022 (\$83.21). In the case of a change of control, the payout is shown based on the number of shares earned based on actual performance for the 2021 Special Grant and assuming the Committee would determine the amount of shares earned relating to the remaining 2021 and 2022 awards will equal the target award. In the case of a death or disability, the payout is shown based on the target awards for 2021 and 2022 (excluding the 2021 Special Grant). In the case of retirement, the prorated award payout is shown based on the number of shares earned based on actual performance for the 2021 Special Grant and assuming actual performance for the remaining 2021 and 2022 awards at the maximum and target levels, respectively, where the 2021 and 2022 awards are prorated based on the number of months of the performance period completed as of December 31, 2022. A full payout would only be applicable in the case of a retirement where the Committee had approved a succession plan and no such succession plan was approved for Mr. Prising as of the date hereof.
- (7) The value of any unvested RSUs is illustrated here by measuring the value of the number of shares payable under unvested awards using the closing stock price on December 30, 2022 (\$83.21).

COMPENSATION TABLES

Post-Termination and Change of Control Benefits

John T. McGinnis, CFO (1)

| | DEATH(\$) | DISABILITY(\$) | INVOLUNTARY TERMINATION OR GOOD REASON – NO COC(\$) | DOUBLE TRIGGER (COC+ TERMINATION) (\$)(2) | FOR CAUSE(\$) | VOLUNTARY(\$) |
|------------------------------|-----------|----------------|--|---|------------------|---------------|
| Severance Payment(3) | — | — | 1,493,500 | 4,704,525 | — | — |
| Prorated Incentive(4) | 821,425 | 821,425 | 698,286 | 821,425 | — | — |
| Options(5) | — | — | — | — | — | — |
| PSUs(6) | 3,032,172 | 3,032,172 | — | 5,191,472 | — | — |
| RSUs(7) | 4,064,060 | 4,064,060 | — | 4,064,060 | — | — |
| Health Benefits | — | — | 28,942 | 44,198 | — | — |
| Outplacement | — | — | 25,000 | 25,000 | — | — |
| Total | 7,917,657 | 7,917,657 | 2,245,728 | 14,850,680 | — | — |

- (1) On February 17, 2023, ManpowerGroup entered into a severance agreement with Mr. McGinnis that replaced his previous agreement, which was set to expire on November 12, 2024. As of December 31, 2022, Mr. McGinnis was not eligible for retirement treatment.
- (2) The “double trigger” column calculates the amounts earned upon an involuntary termination (other than for cause) or a voluntary termination for good reason that occurs during a protected period (generally, six months prior to a change of control) or within the two-year period following a change of control.
- (3) The amount of the severance payment under Mr. McGinnis’s severance agreement is equal to his annual base salary at the highest rate in effect during the term of the agreement (here, \$746,750) and his target annual incentive for the fiscal year in which the termination occurs (here, \$821,425). In the case of his involuntary termination (other than for cause) or voluntary termination for good reason, the severance payment is limited to a maximum of 2 times Mr. McGinnis’ annual base salary. In a double-trigger scenario, the amount of his severance payment is multiplied by three.
- (4) In the case of his involuntary termination (other than for cause) or voluntary termination for good reason, the amount of the prorated incentive payable to him under his severance agreement is based on the actual incentive earned for 2022 for the financial objectives and the target amount for the Strategic KPIs and ESG Goals. In the event of death, disability, or certain terminations following a change of control, the prorated incentive is based on the target incentive for the year of termination. No proration has been applied here as this table illustrates the effect of such a termination on December 31, 2022, immediately before the incentive was earned, so as not to understate the potential value of the benefit upon the applicable termination of employment. Note that an incentive amount has also been reported as 2022 compensation for him in the Summary Compensation Table, as well as in the Grants of Plan-Based Awards Table.
- (5) The value of stock options is illustrated here by measuring the difference between the closing stock price on December 30, 2022 (\$83.21), the last trading day of 2022, and the exercise price of each unvested stock option held by Mr. McGinnis on such date. As of such date, the exercise price of each unvested option exceeded the closing stock price, resulting in the options being valued at zero dollars.
- (6) The value of PSUs is illustrated here by measuring the value of the number of shares payable under outstanding awards (2021 and 2022 grants) using the closing stock price on December 31, 2022 (\$83.21). In the case of a change of control, the payout is shown based on the number of shares earned based on actual performance for the 2021 Special Grant and assuming the Committee would determine the number of shares earned relating to the remaining 2021 and 2022 awards will equal the target award. In the case of a death or disability, the payout is shown based on the target awards for 2021 and 2022 (excluding the 2021 Special Grant).
- (7) The value of any unvested restricted stock units and career shares is illustrated here by measuring the value of the number of shares payable under unvested awards using the closing stock price on December 30, 2022 (\$83.21).

COMPENSATION TABLES

Post-Termination and Change of Control Benefits

Michelle S. Nettles, Chief People & Culture Officer (1)

| | DEATH(\$) | DISABILITY(\$) | REASON – NO COC(\$) | DOUBLE TRIGGER (COC+ TERMINATION) (\$)(2) | FOR CAUSE(\$) | VOLUNTARY(\$) |
|------------------------------|-----------|----------------|---------------------|---|---------------|---------------|
| Severance Payment(3) | — | — | 991,375 | 1,982,750 | — | — |
| Prorated Incentive(4) | 424,875 | 424,875 | 368,282 | 424,875 | — | — |
| Options(5) | — | — | — | — | — | — |
| PSUs(6) | 1,128,577 | 1,128,577 | — | 1,848,344 | — | — |
| RSUs(7) | 2,037,813 | 2,037,813 | — | 2,037,813 | — | — |
| Health Benefits | — | — | 22,498 | 34,338 | — | — |
| Outplacement | — | — | 25,000 | 25,000 | — | — |
| Total | 3,591,265 | 3,591,265 | 1,407,155 | 6,353,120 | — | — |

- (1) On February 17, 2023, ManpowerGroup entered into a severance agreement with Ms. Nettles that replaced her previous agreement, which was set to expire on August 4, 2025. As of December 31, 2022, Ms. Nettles was not eligible for retirement treatment.
- (2) The “double trigger” column calculates the amounts earned upon an involuntary termination (other than for cause) or a voluntary termination for good reason that occurs during a protected period (generally, six months prior to a change of control) or within the two-year period following a change of control.
- (3) The amount of the severance payment under Ms. Nettles’ severance agreement is equal to her annual base salary at the highest rate in effect during the term of the agreement (here, \$566,500) and her target annual incentive for the fiscal year in which the termination occurs (here, \$424,875). In a double-trigger scenario, the amount of her severance payment is multiplied by two.
- (4) In the case of her involuntary termination (other than for cause) or voluntary termination for good reason, the amount of the prorated incentive payable to her under her severance agreement is based on the actual incentive earned for 2022 for the financial objectives and the target amount for the Strategic KPIs and ESG Goals. In the event of death, disability, or certain terminations following a change of control, the prorated incentive payable to her under her severance agreement is based on the target incentive for the year of termination. No proration has been applied here as this table illustrates the effect of such a termination on December 31, 2022, immediately before the incentive was earned, so as not to understate the potential value of the benefit upon the applicable termination of employment. Note that an incentive amount has also been reported as 2022 compensation for her in the Summary Compensation Table, as well as in the Grants of Plan-Based Awards Table.
- (5) The value of stock options is illustrated here by measuring the difference between the closing stock price on December 30, 2022 (\$83.21), the last trading day of 2022, and the exercise price of each unvested stock option held by Ms. Nettles on such date. As of such date, the exercise price of each unvested option exceeded the closing stock price, resulting in the options being valued at zero dollars.
- (6) The value of PSUs is illustrated here by measuring the value of the number of shares payable under outstanding awards (2021 and 2022 grants) using the closing stock price on December 31, 2022 (\$83.21). In the case of a change of control, the payout is shown based on the number of shares earned based on actual performance for the 2021 Special Grant and assuming the Committee would determine the number of shares earned relating to the remaining 2021 and 2022 awards will equal the target award. In the case of a death or disability, the payout is shown based on the target awards for 2021 and 2022 (excluding the 2021 Special Grant).
- (7) The value of any unvested restricted stock units and career shares is illustrated here by measuring the value of the number of shares payable under unvested awards using the closing stock price on December 30, 2022 (\$83.21).

COMPENSATION TABLES

Post-Termination and Change of Control Benefits

Richard Buchband, SVP, General Counsel and Secretary (1)

| | DEATH(\$) | DISABILITY(\$) | INVOLUNTARY TERMINATION OR GOOD REASON – NO COC(\$) | DOUBLE TRIGGER (COC+ TERMINATION) (\$)(2) | FOR CAUSE(\$) | VOLUNTARY(\$) | RETIREMENT(\$) |
|------------------------------|-----------|----------------|---|---|------------------|---------------|----------------|
| Severance Payment(3) | — | — | 946,313 | 1,892,626 | — | — | — |
| Prorated Incentive(4) | 405,563 | 405,563 | 351,542 | 405,563 | — | — | 351,542 |
| Options(5) | — | — | — | — | — | — | — |
| PSUs(6) | 902,829 | 902,829 | — | 1,478,642 | — | — | 1,308,618 |
| RSUs(7) | 623,243 | 623,243 | — | 623,243 | — | — | 623,243 |
| Health Benefits | — | — | 33,082 | 50,484 | — | — | — |
| Outplacement | — | — | 25,000 | 25,000 | — | — | — |
| Total | 1,931,635 | 1,931,635 | 1,355,937 | 4,475,558 | — | — | 2,283,403 |

- (1) On February 17, 2023, ManpowerGroup entered into a severance agreement with Mr. Buchband that replaced his previous agreement, which was set to expire on November 12, 2024. As of December 31, 2022, Mr. Buchband was not eligible for retirement treatment. However, he became eligible for retirement treatment on January 13, 2023, and therefore we have illustrated the potential retirement benefits payable to him using December 31, 2022 information for purposes of consistency.
- (2) The “double trigger” column calculates the amounts earned upon an involuntary termination (other than for cause) or a voluntary termination for good reason that occurs during a protected period (generally, six months prior to a change of control) or within the two-year period following a change of control.
- (3) The amount of the severance payment under Mr. Buchband’s severance agreement is equal to his annual base salary at the highest rate in effect during the term of the agreement (here, \$540,750) and his target annual incentive for the fiscal year in which the termination occurs (here, \$405,563). In a double-trigger scenario, the amount of his severance payment is multiplied by two.
- (4) In the case of his involuntary termination (other than for cause) or voluntary termination for good reason, the amount of the prorated incentive payable to him under his severance agreement is based on the actual incentive earned for 2022 for the financial objectives and the target amount for the Strategic KPIs and ESG Goals. In the event of death, disability, or certain terminations following a change of control, the prorated incentive is based on the target incentive for the year of termination. In the event of retirement, the prorated incentive is based on the actual incentive award earned for 2022. No proration has been applied here as this table illustrates the effect of such a termination on December 31, 2022, immediately before the incentive was earned, so as not to understate the potential value of the benefit upon the applicable termination of employment. Note that an incentive amount has also been reported as 2022 compensation for him in the Summary Compensation Table, as well as in the Grants of Plan-Based Awards Table.
- (5) The value of stock options is illustrated here by measuring the difference between the closing stock price on December 30, 2022 (\$83.21), the last trading day of 2022, and the exercise price of each unvested stock option held by Mr. Buchband on such date. As of such date, the exercise price of each unvested option exceeded the closing stock price, resulting in the options being valued at zero dollars.
- (6) The value of PSUs is illustrated here by measuring the value of the number of shares payable under outstanding awards (2021 and 2022 grants) using the closing stock price on December 31, 2022 (\$83.21). In the case of a change of control, the payout is shown based on the number of shares earned based on actual performance for the 2021 Special Grant and assuming the Committee would determine the number of shares earned relating to the remaining 2021 and 2022 awards will equal the target award. In the case of a death or disability, the payout is shown based on the target awards for 2021 and 2022 (excluding the 2021 Special Grant). In the case of retirement, the prorated award payout is shown based on the number of shares earned based on actual performance for the 2021 Special Grant and assuming actual performance for the remaining 2021 and 2022 awards at the maximum and target levels, respectively, where the 2021 and 2022 awards are prorated based on the number of months of the performance period completed as of December 31, 2022. A full payout would only be applicable in the case of a retirement where the Committee had approved a succession plan and no such succession plan was approved for Mr. Buchband as of the date hereof.
- (7) The value of any unvested restricted stock units is illustrated here by measuring the value of the number of shares payable under unvested awards using the closing stock price on December 30, 2022 (\$83.21).

Compensation Policies and Practices as They Relate to Risk Management

Members of the Company's senior management team have considered and discussed the Company's compensation policies and practices and specifically whether these policies and practices create risks that are reasonably likely to have a material adverse effect on ManpowerGroup. Management has also discussed this issue with the people, culture and compensation committee and has determined there are no risks arising from our compensation policies and practices that are reasonably likely to have a material adverse effect on ManpowerGroup.

As ManpowerGroup operates in various countries around the world, we have several incentive plans. Our plans use various financial performance growth metrics, generally relating to profitability. As a result, there is no common incentive driving behavior. We also have controls in place that mitigate any impact these plans might have on us as follows:

- In general, each of our incentive plans has a threshold, target and outstanding payout level, which is not material to the Company, that is earned based on the results of the financial metrics.
- The annual incentive and PSU awards are capped at a maximum level such that employees cannot receive a bonus that is significant enough to create a significant risk to the Company.
- We have multiple financial metrics under the annual incentive which focus on company-wide and segment-wide goals and objectives, and the results of those metrics are reviewed and approved at multiple levels in the Company.
- There is an approval process of the various incentive plans in each country, which are approved by the general manager and financial manager in the respective country to ensure the growth metrics are based on that respective country's performance.
- Each of the NEOs is subject to stock ownership guidelines.
- We have adopted a clawback policy.
- We do not permit executives to engage in short-selling of ManpowerGroup securities or trading in puts and calls on ManpowerGroup securities.
- We do not permit our NEOs to pledge shares of our common stock.

Based on the above factors, we do not believe our compensation policies and practices create risks that are reasonably likely to have a material adverse effect on ManpowerGroup.

CEO Pay Ratio

In accordance with the requirements of Item 402(u) of Regulation S-K, we have calculated a CEO Pay Ratio for 2022. This ratio is a reasonable estimate, calculated as described below.

Measurement Date

We utilized a measurement date of October 1, 2020, which reflects an employee population of approximately 600,000 individuals worldwide as of the measurement date. It is important to note that 95% of this population comprises our “associates” — these are the employees on assignment that day with our clients within the 75 countries and territories in which we operated in 2020. A majority of such assignments are temporary in nature, of different types and durations, which leads to considerable variation in our employee population on a daily basis. In accordance with Item 402(u), our employee population includes both our associates and the remaining 5% of our employees who represent our “permanent” (full- and part-time) staff.

Consistently Applied Compensation Measure

For each of these individuals, compensation was calculated based on total taxable earnings as defined in their home country’s payroll systems. Consistent with SEC rules, we annualized this number for part-time and full-time employees who were employed for less than the full year in 2020, but not for our associates whose positions are seasonal or temporary in nature. The individual who was our median employee for our calculation in 2020 is no longer employed by us. In accordance with Item 402(u), we determined that there was another similarly compensated individual as the 2020 median employee, and we have used that individual as the median employee for the calculations. We believe we have not had any significant changes to our employee population or our employee compensation arrangements since last year and we believe the selection of this individual as our median employee does not result in a significant change to our pay ratio disclosure. The median employee identified for 2022 is an associate located in France whose total annual compensation was calculated in accordance with the requirements of the Summary Compensation Table as being \$9,434. When calculated against Mr. Prising’s compensation for 2022 of \$13,123,985 as reflected in the Summary Compensation Table, it yields a CEO Pay Ratio of 1,391:1.

Calculation Excluding Associates

Supplementally, we have again calculated a CEO pay ratio excluding our associates for 2022. As noted above, most of the individuals who are counted as “employees” under Item 402(u) are in fact associates who are performing work for our clients on a temporary basis. For this supplemental calculation, our median employee as of the measurement date was an individual in Belgium whose annualized total compensation was \$44,805 for 2022. Under this calculation, the CEO pay ratio is 293:1. We believe this is a more representative indication of how our CEO pay compares to that of our workforce.

Pay versus Performance

The following table sets forth the compensation for our Chief Executive Officer and the average compensation for our other named executive officers (“NEOs”), both as reported in the Summary Compensation Table (“SCT”) and with certain adjustments to reflect the “compensation actually paid” (“CAP”) to such individuals, as defined under SEC rules, for each of 2022, 2021 and 2020. The table also provides information on our cumulative total shareholder return (“TSR”), the cumulative TSR of our peer group, Net Income and Adjusted EBITA Margin over such years in accordance with SEC rules.

Pay versus Performance Table

| YEAR (a) | SUMMARY COMPENSATION TABLE (“SCT”) TOTAL FOR CEO(1) (b) | COMPENSATION ACTUALLY PAID TO CEO(2) (c) | AVERAGE SUMMARY COMPENSATION TABLE FOR NON-CEO NEOs(1) (d) | AVERAGE COMPENSATION ACTUALLY PAID TO NON-CEO NEOs(2) (e) | VALUE OF INITIAL FIXED \$100 INVESTMENT BASED ON: | | | |
|-------------|---|---|--|--|--|--|------------------------------------|---------------------------------------|
| | | | | | MANPOWERGROUP TOTAL SHAREHOLDER RETURN (f) | S&P COMPOSITE 1500 HUMAN RESOURCES AND EMPLOYMENT SERVICES TOTAL SHAREHOLDER RETURN(3) (g) | NET INCOME(4) (\$000) (h) | ADJUSTED EBITA MARGIN(5) (i) |
| 2022 | \$13,123,985 | \$ 3,873,368 | \$4,202,631 | \$2,336,378 | \$ 93.08 | \$113.87 | \$373,800 | 3.51% |
| 2021 | \$18,787,835 | \$30,986,274 | \$3,902,692 | \$5,936,072 | \$105.53 | \$152.43 | \$382,400 | 3.10% |
| 2020 | \$11,903,571 | \$ 6,028,110 | \$2,400,468 | \$1,512,063 | \$ 95.47 | \$100.85 | \$ 23,800 | 2.20% |

- (1) Compensation for our CEO, Jonas Prising, reflects the amounts reported in the “Summary Compensation Table” for the respective years. Average compensation for non-CEOs includes the following NEOs: John McGinnis, Michelle Nettles, and Richard Buchband.
- (2) Compensation “actually paid” for the CEO and average compensation “actually paid” for our non-CEOs in each of 2022, 2021 and 2020 reflects the respective amounts set forth in columns (b) and (d) of the table above, adjusted as set forth in the tables below, as determined in accordance with SEC rules. The dollar amounts do not reflect the actual amount of compensation earned by or paid to the CEO and our other NEOs during the applicable year. For information regarding the decisions made by our People, Culture and Compensation Committee in regard to the CEO’s and our other NEOs’ compensation for fiscal year 2022, see the “Compensation Discussion and Analysis” section of this Proxy Statement.

CEO SCT Total to CAP Reconciliation:

| CEO: MR. PRISING | 2022 | 2021 | 2020 |
|--|---------------------|----------------------|---------------------|
| Total Compensation as reported in SCT | \$ 13,123,985 | \$ 18,787,835 | \$ 11,903,571 |
| Subtract grant date fair value of equity awards granted during fiscal year reported in SCT | \$(10,000,045) | \$(14,000,045) | \$(10,000,012) |
| Add fair value of equity compensation granted in current year – value at year-end | \$ 7,316,198 | \$ 25,650,278 | \$ 9,176,116 |
| Add dividends accrued on unvested shares/share units | \$ 356,656 | \$ 164,080 | \$ 131,390 |
| Add/subtract change in fair value from end of prior fiscal year to end of current fiscal year for awards made in prior fiscal years that were unvested at end of current fiscal year | \$ (4,469,463) | \$ 212,830 | \$ (3,943,945) |
| Add/subtract change in fair value from end of prior fiscal year to vesting date for awards made in prior fiscal years that vested during current fiscal year | \$ 1,955,816 | \$ 171,296 | \$ (621,509) |
| Subtract fair value of forfeited awards determined at end of prior year for awards made in prior fiscal years that were forfeited during current fiscal year | \$ (4,409,779) | \$ — | \$ (617,501) |
| Compensation Actually Paid to CEO | \$ 3,873,368 | \$ 30,986,274 | \$ 6,028,110 |

PAY VERSUS PERFORMANCE

Average Non-CEO SCT Total to CAP Reconciliation:

| NON-CEO NEOs (AVERAGE) | 2022 | 2021 | 2020 |
|--|---------------------|---------------------|---------------------|
| Total Compensation as reported in SCT | \$ 4,202,631 | \$ 3,902,692 | \$ 2,400,468 |
| Subtract grant date fair value of equity awards granted during fiscal year reported in SCT | \$(3,000,006) | \$(2,240,139) | \$(1,600,079) |
| Add fair value of equity compensation granted in current year – value at year-end | \$ 2,229,006 | \$ 4,104,263 | \$ 1,468,252 |
| Add dividends accrued on unvested shares/share units | \$ 96,802 | \$ 32,353 | \$ 37,362 |
| Add/subtract change in fair value from end of prior fiscal year to end of current fiscal year for awards made in prior fiscal years that were unvested at end of current fiscal year | \$ (728,235) | \$ 48,243 | \$ (614,567) |
| Add/subtract change in fair value from end of prior fiscal year to vesting date for awards made in prior fiscal years that vested during current fiscal year | \$ 241,767 | \$ 88,660 | \$ (104,606) |
| Subtract fair value of forfeited awards determined at end of prior year for awards made in prior fiscal years that were forfeited during current fiscal year | \$ (705,587) | \$ — | \$ (74,767) |
| Compensation Actually Paid to Non-CEO NEOs | \$ 2,336,378 | \$ 5,936,072 | \$ 1,512,063 |

- (3) TSR is cumulative (assuming \$100 was invested on December 31, 2019) for the measurement periods beginning on December 31, 2019 and ending on December 31 of each of 2022, 2021 and 2020, respectively, calculated in accordance with Item 201(e) of Regulation S-K. The peer group for purposes of this table is the same as for the Shareholder Return Performance Presentation of the Company's Annual Reports on Form 10-K for the year ended December 31, 2022. Historic stock price performance is not necessarily indicative of future stock performance.
- (4) Reflects "Net Income" in the Company's Consolidated Statements of Income included in the Company's Annual Reports on Form 10-K for each of the years ended December 31, 2022, 2021 and 2020.
- (5) Adjusted EBITA Margin is the financial measure from the tabular list of Company Performance Metrics below which in the Company's assessment represents the most important financial measure used by the Company to link compensation and performance. Adjusted EBITA Margin as used in this Proxy Statement is a non-GAAP financial measure. Refer to page 44 for further discussion on this measure, including a reconciliation of Adjusted EBITA Margin to the most directly comparable GAAP measure.

PAY VERSUS PERFORMANCE

Most Important Financial Performance Measures

The unranked list below represents ManpowerGroup’s most important measures used to link compensation to performance:

| Company Performance Metrics(1) | |
|--------------------------------|------------------------------|
| • Adjusted EBITA Margin | • Return on Invested Capital |
| • Adjusted EPS | • Revenue |
| • Strategic KPIs and ESG Goals | |

(1) For further information regarding these company performance metrics and their function in the Company’s executive compensation program, please see the “Compensation Discussion and Analysis” section of this Proxy Statement.

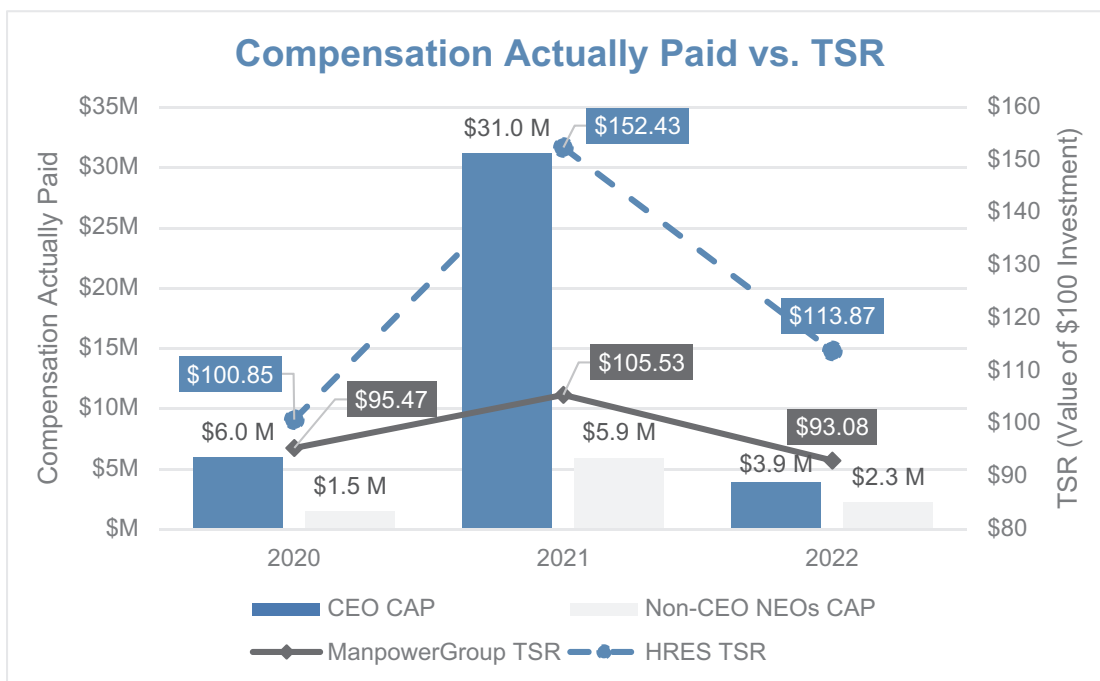
Relationship between CAP and Company Performance

Below are graphs showing the relationship of compensation “actually paid” to our Chief Executive Officer and other NEOs in 2022, 2021 and 2020 to (1) TSR of both ManpowerGroup and the S&P 1500 Human Resources & Employment Services (HRES) Index, (2) our net income and (3) our EBITA Margin.

Compensation “actually paid,” as required under SEC rules, reflects adjusted values to unvested and vested equity awards during the years shown in the table based on year-end stock prices, various accounting valuation assumptions, and projected performance modifiers but does not reflect actual amounts paid out for those awards. CAP generally fluctuates due to stock price achievement and varying levels of projected and actual achievement of performance goals. For a discussion of how our People, Culture and Compensation Committee assessed the Company’s performance and our NEO’s pay each year, see “Compensation Discussion and Analysis” in this proxy statement and in the proxy statements for 2021 and 2020.

CAP vs. TSR

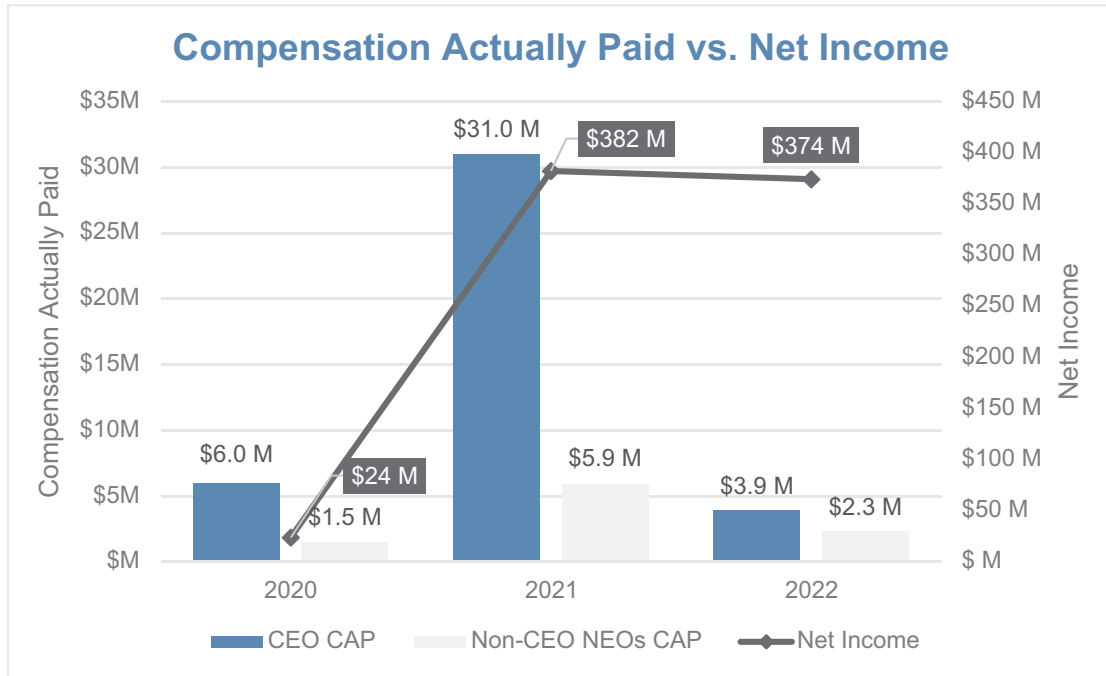
As shown in the chart below, the CEO and other NEOs’ CAP amounts are aligned with the Company’s TSR. The Company’s lower TSR in 2020 and 2022 relative to the S&P 1500 Human Resources & Employment Services (HRES) Index aligned with lower CAP for the CEO and NEOs, while stronger performance in 2021 resulted in higher CAP.



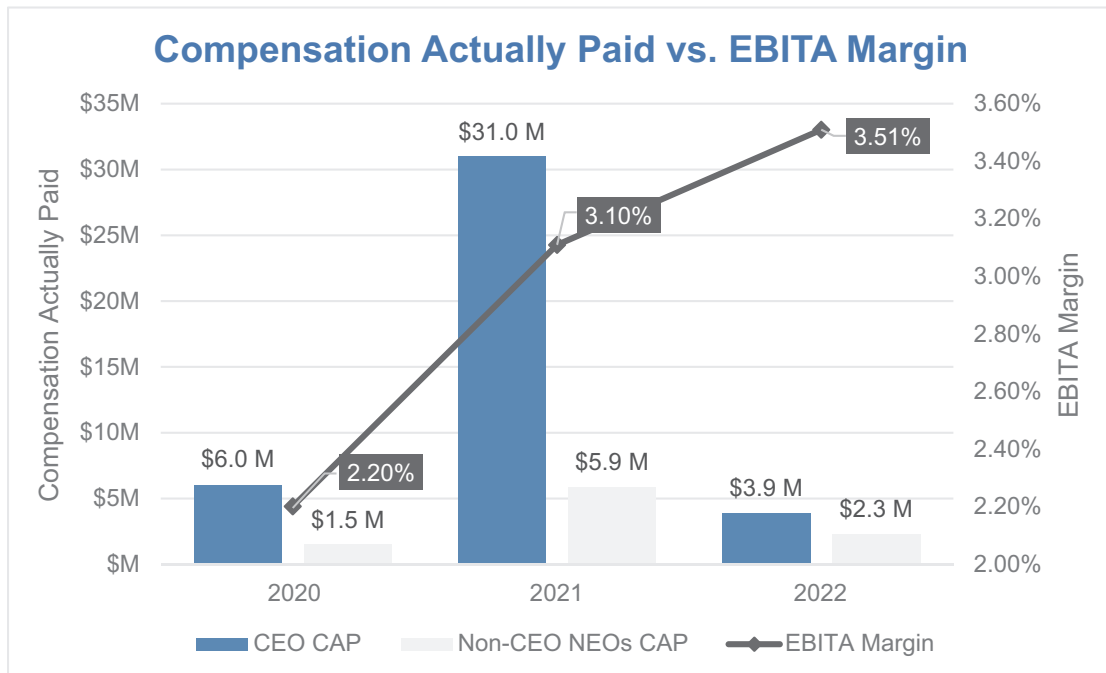
PAY VERSUS PERFORMANCE

CAP vs. GAAP Net Income

The Company's GAAP Net Income performance improved in 2021, aligning with higher CAP for that year, while it was down slightly in 2022 which aligned to financial performance coming in slightly below target.

**CAP vs. Company Selected Measure**

The Company's EBITA Margin has increased each of the last two years. CAP was aligned with the margin expansion in 2021 but lagged the margin expansion in 2022 as performance came in slightly below targeted levels.



Audit Committee Report

Charter and Responsibilities

We have an audit committee that consists entirely of independent directors, each of whom meets the independence requirements set forth by the New York Stock Exchange and the SEC. The board of directors has adopted a charter for the audit committee, which is available on our web site at <http://investor.manpowergroup.com/governance>. The charter sets forth the responsibilities and authority of the audit committee with respect to our independent auditors, quarterly and annual financial statements, non-audit services, internal audit and accounting, risk assessment and risk management, business conduct and ethics, special investigations, use of advisors and other reporting and disclosure obligations, including the audit committee's obligations in monitoring the Company's compliance with its code of business conduct and ethics as well as its policies and procedures regarding anti-corruption. The committee reviews its charter on a periodic basis and recommends updates as necessary.

2022 Activity

In 2022, the audit committee met four times. Over the course of these meetings, the audit committee met with our chief financial officer, other senior members of the finance department, senior members of the IT department, the chairperson of our disclosure committee, the head of internal audit, our chief legal officer and our independent auditors. During these meetings, the audit committee reviewed and discussed, among other things:

- our financial statements for full year 2021 and each of the first three quarters of 2022, including the disclosures under "Management's Discussion and Analysis of Financial Condition and Results of Operations;"
- our compliance with and reporting under Section 404 of the Sarbanes-Oxley Act of 2002 and the related auditing standards;
- the independent auditors' material written communications with management;
- our annual internal and external audit plans and the internal and external staffing resources available to carry out our audit plans;
- internal audit results;
- our enterprise risk management framework, including financial and operational risks;
- certain risk matters including the Company's risk profile, data privacy risk, and technology and cybersecurity risk;
- the impact of new accounting pronouncements;
- current tax matters affecting us, including reporting compliance, audit activity and tax planning;
- litigation and regulatory matters;
- our compliance with our code of business conduct and ethics, our anti-corruption policy, and our policy on gifts, entertainment and sponsorships;
- our compliance with our Policy Regarding the Retention of Former Employees of Independent Auditors and Independent Auditor Services Policy; and
- a self-evaluation of the committee.

The audit committee met four times in private session with Deloitte & Touche LLP ("Deloitte") and met four times in private session with the head of internal audit. The purpose of the private sessions is to allow the participants to raise any concerns they may have and to discuss other topics in a confidential setting.

In addition to the meetings discussed above, the chair of the audit committee, and any other audit committee member or other member of the board of directors who desired or was requested to participate, reviewed with management and our independent auditors our financial results prior to the quarterly release of earnings.

Fiscal Year 2022 Financial Statements

In February 2023, the independent auditors and members of senior management reviewed and discussed the audited financial statements for the fiscal year ended December 31, 2022 with the audit committee, together with our disclosures under "Management's Discussion and Analysis of Financial Condition and Results of Operations." This discussion included, among other things:

- critical accounting policies and practices used in the preparation of our financial statements;

AUDIT COMMITTEE REPORT

- our judgmental reserves;
- the effect of regulatory and accounting pronouncements on our financial statements, including the adoption of significant accounting standards;
- confirmation that there were no unrecorded material audit adjustments proposed by the independent auditors;
- confirmation that there were no matters of significant disagreement between management and the independent auditors arising during the audit;
- critical audit matters disclosed in the independent auditors' opinion;
- other matters required to be discussed by the applicable requirements of the Public Company Accounting Oversight Board ("PCAOB") and the SEC;
- other matters required to be discussed by PCAOB Ethics and Independence Rule 3526, *Communication with Audit Committees Concerning Independence*; and
- matters relating to Section 404 of the Sarbanes-Oxley Act, including the management report on internal control over financial reporting for 2022 and the independent auditors' report with respect to the effectiveness of our internal control over financial reporting and management's assessment of the effectiveness of our internal control over financial reporting.

At this meeting, the audit committee met in separate private sessions with the independent auditors, the head of internal audit and management.

In reliance on these reviews and discussions, and the report of the independent auditors, the audit committee has recommended to the board of directors that the audited financial statements be included in our Annual Report on Form 10-K for the year ended December 31, 2022.

The audit committee has also received the written disclosures and confirmation from Deloitte required by PCAOB Ethics and Independence Rule 3526 and discussed with Deloitte their independence. In particular, at each regular meeting during 2022 and at the meeting in February 2023 the audit committee reviewed and discussed the non-audit services provided by Deloitte to us as described below. The audit committee has considered whether the provision of the non-audit services is compatible with the independence of Deloitte and satisfied itself as to the auditor's independence. The audit committee believes that Deloitte has been objective and impartial in conducting the 2022 audit and believes that the provision of these services has not adversely affected the integrity of our audit and financial reporting processes.

In performing all of the functions described above, the audit committee acts only in an oversight capacity. The audit committee does not complete its reviews of the matters described above prior to our public announcements of financial results and, necessarily, in its oversight role, the audit committee relies on the work and assurances of our management, which has the primary responsibility for our financial statements and related reports and internal control over financial reporting, and of the independent auditors, who, in their report, express an opinion on the conformity of our annual financial statements to accounting principles generally accepted in the United States and on the effectiveness of our internal control over financial reporting.

The Audit Committee

Paul Read, Chair
 Jean-Philippe Courtois
 John F. Ferraro
 Patricia Hemingway Hall
 Ulice Payne, Jr.

Fees Billed by Deloitte

This table presents fees for professional audit and other services billed by Deloitte and related entities for 2022 and 2021, which consist of the following:

| YEAR ENDED DECEMBER 31, | 2022 | 2021 |
|---------------------------|-------------|-------------|
| Audit Fees | \$7,828,000 | \$7,595,000 |
| Audit-Related Fees | \$ 393,000 | \$ 255,000 |
| Tax Fees | \$ 904,000 | \$ 785,000 |
| All Other Fees | — | — |
| Total | \$9,125,000 | \$8,635,000 |

Audit Fees

These amounts represent the aggregate fees billed by Deloitte for the audit of our financial statements and attestation of our certification of our internal control over financial reporting for 2022 and 2021, respectively, and the review of the financial statements included in our Quarterly Reports on Form 10-Q for each year, all of which were approved by the audit committee.

Audit-Related Fees

These amounts consist of assurance and related services that are reasonably related to the performance of the audit or review of our consolidated financial statements or internal control over financial reporting. For 2022, these services included certifications and attestation reports related to certain financial and non-financial information for specific client requirements and government subsidies for certain of our foreign subsidiaries, sustainability advisory services related to advice and recommendations regarding management's ESG program and other miscellaneous services. For 2021, these services included certifications and attestation reports related to certain financial and non-financial information for specific client requirements and government subsidies for certain of our foreign subsidiaries and other miscellaneous services.

Tax Fees

Tax fees generally consist of tax compliance and return preparation and tax planning and advice. For 2022, these services included U.S. federal, state, local and international tax research and consultation services, services related to U.S. foreign tax credit and expense apportionment research and consultation and tax compliance and transfer pricing services. For 2021, these services included U.S. federal, state, local and international tax research and consultation services, services related to U.S. foreign tax credit and expense apportionment research and consultation and tax compliance and transfer pricing services.

All Other Fees

All other fees consist of permitted services other than those that meet the criteria above. There were no other fees incurred for 2022 and 2021.

Independent Auditor Services Policy

We have an Independent Auditor Services Policy that we review on an annual basis. The policy sets forth the types of services that we may and may not engage our auditors to provide, the approval requirements for permitted services and related disclosure and reporting standards. A copy of the policy is available on our web site at <http://investor.manpowergroup.com/governance>. Each of the services described under the headings "Audit-Related Fees" and "Tax Fees" was approved during 2022 and 2021 in accordance with the policy.

Security Ownership of Certain Beneficial Owners

The following table lists as of the record date (except as noted below) information as to the persons believed by us to be beneficial owners of more than 5% of our outstanding common stock:

| NAME AND ADDRESS OF BENEFICIAL OWNERS | AMOUNT AND NATURE OF BENEFICIAL OWNERSHIP | PERCENT OF CLASS(1) |
|--|---|---------------------|
| Vanguard Group, Inc. 100 Vanguard Boulevard Malvern, PA 19355 | 6,951,637(2) | 13.7% |
| BlackRock, Inc. 55 East 52nd Street New York, NY 10055 | 4,979,083(3) | 9.8% |
| Capital World Investors 333 South Hope Street, 55th Floor Los Angeles, CA 90071 | 4,644,667(4) | 9.1% |
| Victory Capital Management Inc. 4900 Tiedeman Rd., 4th Floor Brooklyn, OH 44144 | 3,157,351(5) | 6.2% |

- (1) Based on 50,784,678 shares of common stock outstanding as of the record date.
- (2) This information is based on a Schedule 13G filed on February 9, 2023. According to this Schedule 13G, these securities are owned by various individual and institutional investors for which Vanguard Group, Inc. ("Vanguard") serves as investment advisor. Vanguard has shared voting power with respect to 30,844 shares held, sole dispositive power with respect to 6,870,564 shares held and shared dispositive power with respect to 81,073 shares held.
- (3) This information is based on a Schedule 13G filed on January 24, 2023 by BlackRock, Inc. on its behalf and on behalf of its following affiliates: BlackRock Life Limited, BlackRock International Limited, BlackRock Advisors, LLC, Aperio Group, LLC, BlackRock (Netherlands) B.V., BlackRock Fund Advisors*, BlackRock Institutional Trust Company, National Association, BlackRock Asset Management Ireland Limited, BlackRock Financial Management, Inc., BlackRock Japan Co., Ltd., BlackRock Asset Management Schweiz AG, BlackRock Investment Management, LLC, BlackRock Investment Management (UK) Limited, BlackRock Asset Management Canada Limited, BlackRock (Luxembourg) S.A., BlackRock Investment Management (Australia) Limited, BlackRock Advisors (UK) Limited, BlackRock (Singapore) Limited, BlackRock Fund Managers Ltd. BlackRock Fund Advisors beneficially owns 5% or greater of the outstanding shares of the security class being reported on this Schedule 13G. According to this Schedule 13G, these securities are owned of record by BlackRock, Inc. BlackRock, Inc. has sole voting power with respect to 4,761,815 shares held and sole dispositive power with respect to 4,979,083 shares held.
- (4) This information is based on a Schedule 13G filed on February 13, 2023. According to this Schedule 13G, these securities are owned by Capital World Investors ("CWI"), a division of Capital Research and Management Company ("CRMC"), as well as its investment management subsidiaries and affiliates Capital Bank and Trust Company, Capital International, Inc., Capital International Limited, Capital International Sarl, Capital International K.K., Capital Group Private Client Services, Inc., and Capital Group Investment Management Private Limited (together with CRMC, the "investment management entities"). CWI has sole voting power with respect to 4,644,667 shares held and sole dispositive power with respect to 4,644,667 shares held.
- (5) This information is based on a Schedule 13G filed on February 1, 2023. According to this Schedule 13G, the clients of Victory Capital Management Inc., including investment companies registered under the Investment Company Act of 1940 and separately managed accounts, have the right to receive or the power to direct the receipt of dividends from, or the proceeds from the sale of, the class of securities reported herein. No client has the right to receive or the power to direct the receipt of dividends from, or the proceeds from the sale of, more than 5% of such class. Victory has sole voting power with respect to 3,096,251 shares held and sole dispositive power with respect to 3,157,351 shares held.

Beneficial Ownership of Directors and Executive Officers

Set forth in the table below, as of February 24, 2023, are the shares of ManpowerGroup common stock beneficially owned by each director and nominee, each of the executive officers named in the table under the heading “Summary Compensation Table,” and all directors and executive officers of ManpowerGroup as a group and the shares of ManpowerGroup common stock that could be acquired within 60 days of February 24, 2023 by such persons.

| NAME OF BENEFICIAL OWNER | COMMON STOCK BENEFICIALLY OWNED(1)(3) | RIGHT TO ACQUIRE COMMON STOCK(1)(2) | PERCENT OF CLASS |
|---|---------------------------------------|-------------------------------------|------------------|
| Jonas Prising | 877,842 | 520,781 | 1.7% |
| Richard Buchband | 50,757 | 37,292 | * |
| Jean-Philippe Courtois | — | — | * |
| William Downe | 28,103 | — | * |
| John F. Ferraro | — | — | * |
| William P. Gipson | — | — | * |
| Patricia Hemingway Hall | 12,130 | — | * |
| Julie M. Howard | 4,085 | — | * |
| John T. McGinnis | 158,330 | 119,139 | * |
| Michelle S. Nettles | 39,105 | 20,737 | * |
| Ulice Payne, Jr | 9,720 | — | * |
| Muriel Pénicaud | — | — | * |
| Paul Read | 13,893 | — | * |
| Elizabeth P. Sartain | 28,072 | — | * |
| Michael J. Van Handel | 14,363 | — | * |
| All directors and executive officers as a group (15 persons) | 1,236,400 | 697,949 | 2.4% |

* Less than 1% of outstanding shares.

(1) Except as indicated below, all shares shown in this column are owned with sole voting and dispositive power. Amounts shown in the Right to Acquire Common Stock column are also included in the Common Stock Beneficially Owned column.

BENEFICIAL OWNERSHIP OF DIRECTORS AND EXECUTIVE OFFICERS

The table additionally does not include vested shares of deferred stock, which will be settled in shares of ManpowerGroup common stock on a one-for-one basis, held by the following directors that were issued under the 2011 Equity Incentive Plan and the Terms and Conditions Regarding the Grant of Awards to Non-Employee Directors under the 2011 Equity Incentive Plan:

| DIRECTOR | VESTED DEFERRED STOCK 2011 PLAN |
|-------------------------|---------------------------------|
| Jean-Philippe Courtois | 4,015 |
| William Downe | 32,169 |
| John F. Ferraro | 17,871 |
| William P. Gipson | 6,583 |
| Patricia Hemingway Hall | 6,676 |
| Julie M. Howard | 14,684 |
| Ulice Payne, Jr. | 5,366 |
| Muriel Pénicaud | 112 |
| Paul Read | 3,507 |
| Michael J. Van Handel | 3,914 |

The table does not include 2,103 unvested shares of deferred stock, which will be settled in shares of ManpowerGroup common stock on a one-for-one basis, held by each of Mr. Courtois, Mr. Ferraro, Mr. Gipson, Ms. Howard, Mr. Payne, Ms. Pénicaud, and Mr. Van Handel that were issued under the 2011 Plan and the Terms and Conditions on January 1, 2023. These shares of deferred stock vest in equal quarterly installments during 2023.

- (2) Common stock that may be acquired within 60 days of the record date through the exercise of stock options and the settlement of vested RSUs.
- (3) Includes the following number of shares of unvested restricted stock as of the record date:

| DIRECTOR | UNVESTED RESTRICTED STOCK |
|-------------------------|---------------------------|
| William Downe | 2,103 |
| Patricia Hemingway Hall | 2,103 |
| Paul Read | 2,103 |
| Elizabeth P. Sartain | 2,103 |

The holders of the restricted stock have sole voting power with respect to all shares held and no dispositive power with respect to all shares held.

1. Election of Directors

Our articles of incorporation provide that our board of directors will consist of three to fifteen members. Our board of directors currently consists of twelve members. All directors are elected annually to serve until the next annual meeting of shareholders and until the directors' successors are duly elected and shall qualify.

The governance and sustainability committee considers candidates who are recommended by its members, by other board members, by shareholders, and by management, as well as those identified by third-party search firms retained to assist in identifying and evaluating possible candidates. The board of directors will appoint additional directors, in accordance with our articles of incorporation, based upon the recommendation of the governance and sustainability committee and subject to re-election by our shareholders at the next annual meeting of shareholders.

Each of the nominees is standing for re-election, other than Muriel Pénicaud. Ms. Pénicaud was appointed to the board of directors effective December 12, 2022, following a recommendation by the chief executive officer to the governance and sustainability committee.

The following individuals are being nominated as directors, each for a one-year term expiring at the 2023 annual meeting of shareholders:

| NAME | AGE | DIRECTOR SINCE | PRINCIPAL OCCUPATION |
|--------------------------------|-----|----------------|---|
| Jean-Philippe Courtois | 62 | 2020 | Executive Vice President, National Transformation Partnerships, Microsoft Corporation |
| William Downe | 70 | 2011 | Former Chief Executive Officer of BMO Financial Group |
| John F. Ferraro | 67 | 2016 | Former Global Chief Operating Officer, Ernst & Young |
| William P. Gipson | 65 | 2020 | Former President, Enterprise Packaging Transformation, Procter & Gamble |
| Patricia Hemingway Hall | 70 | 2011 | Former President and Chief Executive Officer, Health Care Service Corporation |
| Julie M. Howard | 60 | 2016 | Chief Executive Officer, Riveron Consulting, LLC. |
| Ulice Payne, Jr. | 67 | 2007 | President and Managing Member, Addison-Clifton, LLC |
| Muriel Pénicaud | 67 | 2022 | Former Minister of Labor for France |
| Jonas Prising | 58 | 2014 | Chairman and Chief Executive Officer, ManpowerGroup |
| Paul Read | 56 | 2014 | Former President and Chief Operating Officer, Ingram Micro, Inc. |
| Elizabeth P. Sartain | 68 | 2010 | Independent Human Resource Advisor and Consultant |
| Michael J. Van Handel | 63 | 2017 | Former Senior Executive Vice President, ManpowerGroup |

The governance and sustainability committee reviewed the qualifications of the directors listed above who are seeking re-election or election in the case of Ms. Pénicaud and recommended to the board of directors that each be elected to serve for an additional one-year term. The board of directors has confirmed the nominations.

ELECTION OF DIRECTORS

In accordance with our articles of incorporation and bylaws, a nominee will be elected as a director if the number of votes cast in favor of the election exceeds the number of votes cast against the election of that nominee. Abstentions and broker non-votes will not be counted as votes cast. If the number of votes cast in favor of the election of a director is less than the number of votes cast against the election of the director, the director is required to tender his or her resignation from the board of directors to the governance and sustainability committee. The governance and sustainability committee will recommend to the board of directors whether to accept or reject the tendered resignation or whether other action should be taken. Any such resignation will be effective only upon its acceptance by the board of directors. The board of directors will act on the recommendation of the governance and sustainability committee and publicly disclose its decision, and the rationale behind its decision, within 90 days from the date of the announcement of the final results of balloting for the election.

1. ■ The board of directors recommends you vote **FOR** the election of each of the nominees listed above, and your proxy will be so voted unless you specify otherwise.

2. Ratification of Independent Auditors

The audit committee of the board of directors has appointed Deloitte & Touche LLP to audit our consolidated financial statements for the fiscal year ending December 31, 2023 and directed that such appointment be submitted to the shareholders for ratification. Deloitte & Touche LLP has audited our consolidated financial statements since the fiscal year ended December 31, 2005. Representatives of Deloitte & Touche LLP will be present at the annual meeting and have the opportunity to make a statement if they so desire and will also be available to respond to appropriate questions.

If the shareholders do not ratify the appointment of Deloitte & Touche LLP, the audit committee will take such action into account in reconsidering the appointment of our independent auditors for the fiscal year ending December 31, 2023.

The affirmative vote of a majority of the votes cast on this proposal shall constitute ratification of Deloitte & Touche LLP as our independent auditors for the fiscal year ending December 31, 2023. Abstentions and broker non-votes will not be counted as votes cast and, therefore, will have no impact on the approval of the proposal.

2. The board of directors recommends you vote FOR the ratification of the appointment of Deloitte & Touche LLP as our independent auditors for the fiscal year ending December 31, 2023, and your proxy will be so voted unless you specify otherwise.

3. Advisory Vote on Approval of the Compensation of Named Executive Officers

The Company seeks your advisory vote on our executive compensation program and asks that you support the compensation of our named executive officers as disclosed in the “Compensation Discussion and Analysis” section and the accompanying tables contained in this Proxy Statement. We are providing this vote as required pursuant to Section 14A of the Securities Exchange Act of 1934. We are asking shareholders to approve the following resolution regarding our executive compensation program:

RESOLVED, that the compensation paid to the Company’s named executive officers, as disclosed pursuant to Item 402 of Regulation S-K, including the Compensation Discussion and Analysis, compensation tables and narrative discussion, is hereby approved.

ManpowerGroup derives approximately 82% of its revenues from outside the United States, with the largest portions coming from the company’s operating segments in Southern Europe (43%), Northern Europe (20%) and Asia Pacific Middle East (12%). Our business is truly global in nature and complexity. Through our global network of over 2,200 offices in 75 countries and territories, we put millions of people to work each year with our global, multinational and local clients across all major industry segments and provide a broad range of workforce solutions including recruitment and assessment, training and development, career management, outsourcing and workforce consulting.

To be successful, ManpowerGroup needs senior executives who have the capability and experience to operate effectively in this environment. A guiding principle of the company’s compensation program is to provide pay opportunities to the executive officers that are competitive in attracting and retaining executives of this caliber. Other key objectives of the program are to align compensation to shareholder interests and, as an element of that objective, to pay for results and not pay for failure.

Compensation packages for the executive officers generally include, as short-term arrangements, a base salary and an annual incentive bonus, and for long-term focus and value accumulation, PSUs, and RSUs. The use of stock options was discontinued in 2022. The annual incentive is earned based on achievement of goals established at the beginning of each year. Likewise, PSUs represent a right to receive shares of company common stock based on achievement of goals established at the time the PSUs are granted. For both, award opportunities are established for achievement at threshold, target and outstanding levels.

As noted above, a key objective of the compensation program is to align compensation to shareholder interests. The company’s compensation program addresses this objective on both a short-term basis and a long-term basis. Annual incentive awards are based on achievement of goals that are drivers of shareholder value. Prior to 2022, PSUs were granted with performance goals calibrated to OPMP, a measure of how efficiently our executive officers have deployed our operating resources to generate a profit. Beginning with PSU grants made in 2022, the performance goals are calibrated to EBITA Margin Percent, which better aligns with how the Company measures performance and also focuses executive officers on the long-term profitability of the Company. The PSUs may be modified within specified bounds based on whether strategic objectives have been achieved during the PSU performance period. In addition, a substantial portion of the annual incentive award paid to the executive officers is based on achievement of earnings per share, return on invested capital and revenue for the year. Earnings per share focuses our executive officers on producing financial results that align with the interests of our shareholders, return on invested capital incentivizes our executive officers to manage our accounts receivable and other capital investments carefully in order to maximize capital deployed, and revenue keeps our NEOs focused on top-line growth, in addition to profitability.

Both the short-term and long-term components of the compensation program reflect the objective that senior executives should be paid for results and not paid for failure. The executive officers’ base salaries generally are at or below market median with a significant component of the annual cash opportunity based on the level of attainment of performance goals for the year. If the actual results fall short of the goals, the award level is correspondingly reduced or eliminated.

ADVISORY VOTE ON APPROVAL OF THE COMPENSATION OF NAMED EXECUTIVE OFFICERS

As for the long-term components of the compensation program, the ultimate value received by an executive, through stock appreciation, will of course depend directly on the performance of the company. In addition, a significant component of the long-term compensation package consists of PSUs which are earned only to the extent the company achieves a pre-established level of performance tied to a designated performance metric, in this instance OPMP prior to 2022 and EBITA Margin Percent beginning in 2022.

Approval of the company's executive compensation policies and procedures requires that the number of votes cast in favor of the proposal exceeds the number of votes cast against it. Abstentions and broker non-votes will not be counted as votes cast. Because this shareholder vote is advisory, it will not be binding upon the board of directors. However, the people, culture and compensation committee will take into account the outcome of the vote when considering future executive compensation arrangements.

3. The board of directors recommends that you vote FOR the proposal to approve the compensation of our named executive officers, and your proxy will be so voted unless you specify otherwise.

4. Advisory Vote on the Frequency of the Advisory Vote on the Compensation of Our Named Executive Officers

Section 14A of the Securities Exchange Act of 1934 requires that we submit for an advisory shareholder vote the compensation paid to our named executive officers, as disclosed pursuant to Item 402 of Regulation S-K, including the Compensation Discussion and Analysis, compensation tables and narrative discussion (the “Advisory Compensation Proposal”). Section 14A of the Securities Exchange Act also requires that at least once every six years we submit for an advisory shareholder vote a proposal on the frequency of the Advisory Compensation Proposal (the “Frequency Proposal”). Accordingly, this Frequency Proposal provides shareholders with the opportunity to cast an advisory vote as to whether the vote on the Advisory Compensation Proposal should occur every one, two or three years, or to abstain from voting.

The last Frequency Proposal was submitted at our 2017 annual meeting of shareholders. At that meeting, the largest number of shares cast were cast in favor of the vote on the Advisory Compensation Proposal occurring every year. We subsequently determined to hold the Advisory Compensation Proposal every year until we held the next vote on a Frequency Proposal.

Given our understanding of the positions of a significant number of our shareholders on this matter, the Board of Directors recommends a vote for the holding of votes on Advisory Compensation Proposals every year.

The vote on this Frequency Proposal is a plurality vote. The company will consider shareholders to have expressed a non-binding preference for the frequency option that receives the largest number of favorable votes. Because this shareholder vote is advisory, it will not be binding upon the Board of Directors. However, the Board of Directors values the opinions expressed by our shareholders and will take into account the outcome of the vote when determining how often the vote on the Advisory Compensation Proposal will occur. The proxy card provides shareholders with four choices (every one, two or three years, or abstain). Shareholders are not voting to approve or disapprove the Board’s recommendation.

4. ■ The board of directors recommends that you vote FOR the advisory shareholder vote on executive compensation to occur EVERY YEAR.

Date, Time, and Place of Meeting

Date: May 5, 2023

Time: 9:00 a.m. CDT

Virtual Meeting Access: www.meetnow.global/MYXC6R4

This proxy statement was first made available to shareholders on or about March 9, 2023. This proxy statement relates to the solicitation of proxies by the board of directors of ManpowerGroup Inc. for the purposes set forth in this proxy statement and in the accompanying notice of annual meeting of shareholders.

Shareholders who execute proxies retain the right to revoke them at any time before the shares are voted by proxy during the meeting. A shareholder may revoke a proxy by delivering a signed statement to our Corporate Secretary at or prior to the annual meeting or by timely executing and delivering, by Internet, telephone, or mail, another proxy dated as of a later date.

Proxy Materials are Available on the Internet

Under rules adopted by the Securities and Exchange Commission, ManpowerGroup is making this proxy statement and other annual meeting materials available on the Internet instead of mailing a printed copy of these materials to each shareholder. The Notice is being mailed to shareholders commencing on or about March 23, 2023. Shareholders who receive a Notice of Internet Availability of Proxy Materials (the "Notice") by mail will not receive a printed copy of these materials. Instead, the Notice contains instructions as to how shareholders may access and review all of the important information contained in the materials on the Internet, including how shareholders may submit proxies by telephone or over the Internet.

If you received the Notice by mail and would prefer to receive a printed copy of ManpowerGroup's proxy materials, please follow the instructions for requesting printed copies included in the Notice.

Participating in the Annual Meeting

This year's annual meeting will be held over the web in a virtual meeting format. Conducting the meeting virtually will ensure shareholder participation and facilitate participation. ManpowerGroup shareholders as of the close of business on February 24, 2023 are entitled to attend and vote and ask questions at the annual meeting.

Shareholders can begin asking questions approximately five days in advance of the meeting as well as during the meeting by accessing the virtual meeting site. We will answer as many questions as possible during the live webcast Q&A session, as time permits. Only pertinent questions to the Company and the matters of the meeting will be answered. Any pertinent questions of the meeting that are not answered during the Annual Meeting will be addressed and posted to the Company's website as soon as practical after the meeting.

Whether or not you participate in the virtual annual meeting, ManpowerGroup urges you to vote and submit your proxy in advance of the meeting.

ManpowerGroup shareholders can access the meeting at www.meetnow.global/MYXC6R4.

Registered Shareholders

If you are a registered shareholder, to attend and vote, follow the instructions on the meeting website and enter the control number found on your proxy card or notice, or email you received.

Beneficial Shareholders

If you are a beneficial shareholder, you must register in advance to attend and vote at the 2023 Annual Meeting. To register to attend you must submit proof of your proxy power (legal proxy) reflecting your ManpowerGroup Inc. holdings along with your name and email address to Computershare. Requests for registration must be labeled as "Legal Proxy" and be received no later than 5:00 p.m., Eastern Time, on May 2, 2023. You will receive a confirmation email from Computershare of your registration and will be issued a control number that will allow you to attend and vote at the Annual Meeting.

Requests for registration should be directed to Computershare at the following:

By email: Forward the email from your broker granting you a Legal Proxy, or attach an image of your Legal Proxy, to legalproxy@computershare.com

By mail: Computershare
ManpowerGroup Legal Proxy
P.O. Box 43001
Providence, RI 02940-3001

A list of shareholders of record will be available during the virtual Annual Meeting for inspection by shareholders for any legally valid purpose related to the Annual Meeting at www.meetnow.global/MYXC6R4.

The annual meeting will begin promptly at 9:00 a.m. Central Time on Friday, May 5, 2023. We encourage you to access the meeting before it begins. Online check-in will start shortly before the meeting, and you should allow ample time for the check-in procedures. If you require technical assistance, a link on the meeting page will provide further assistance or you may call 1-800-874-1547.

Soliciting Proxies

The expense of this solicitation will be paid by us. No solicitation other than by mail and via the Internet is contemplated, except that our officers or employees may solicit the return of proxies from certain shareholders by telephone. In addition, we have retained Innisfree M&A Incorporated to assist in the solicitation of proxies for a fee of approximately \$15,000 plus expenses.

Only shareholders of record at the close of business on February 24, 2023 are entitled to notice of and to vote the shares of our common stock, \$.01 par value, registered in their name at the annual meeting. As of the record date, we had outstanding 50,784,678 shares of common stock.

Vote Required and Voting Standards

The presence, in person or by proxy, of a majority of the shares of the common stock outstanding on the record date will constitute a quorum at the annual meeting. Abstentions and broker non-votes, which are proxies from brokers or nominees indicating that such persons have not received instructions from the beneficial owners or other persons entitled to vote shares, will be treated as present for purposes of determining the quorum. Each share of common stock entitles its holder to cast one vote on each matter to be voted upon at the annual meeting.

VOTE REQUIRED AND VOTING STANDARDS

The following table summarizes the votes required for passage of each proposal and the effect of abstentions and non-broker votes:

| PROPOSAL | VOTES REQUIRED FOR APPROVAL | ABSTENTIONS | BROKER NON-VOTES |
|---|-----------------------------|-------------|------------------|
| To elect twelve individuals nominated by the Board of Directors of ManpowerGroup to serve until 2024 as directors; | Majority of votes cast | Not voted | Not voted |
| To ratify the appointment of Deloitte & Touche LLP as our independent auditors for 2023; | Majority of votes cast | Not voted | Not voted |
| To hold an advisory vote on approval of the compensation of our named executive officers; | Majority of votes cast | Not voted | Not voted |
| To hold an advisory vote on the frequency of the advisory vote on the compensation of our named executive officers. | Plurality | Not voted | Not voted |

If a proxy is properly submitted to us and not revoked, it will be voted in accordance with the instructions contained in the proxy. **Each shareholder may revoke a previously granted proxy at any time before it is exercised by advising the Secretary of ManpowerGroup in writing (either by submitting a duly executed proxy bearing a later date or voting by telephone or via the Internet) or by telephone of such revocation. Attendance at the annual meeting will not, in itself, constitute revocation of a proxy. Unless otherwise directed, all proxies will be voted for the election of each of the individuals nominated by our board of directors to serve as directors until the 2024 annual meeting of shareholders, will be voted for the appointment of Deloitte & Touche LLP as our independent auditors for 2023, will be voted for approval of the compensation of our named executive officers and will be voted in favor of one year as the frequency of an advisory vote on the compensation of our named executive officers.**

Corporate Governance Documents

Certain documents relating to corporate governance matters are available in print by writing to Richard Buchband, Secretary, ManpowerGroup Inc., 100 Manpower Place, Milwaukee, Wisconsin 53212 and on ManpowerGroup's website at <http://investor.manpowergroup.com/governance>. These documents include the following:

- Amended and restated articles of incorporation;
- Amended and restated bylaws;
- Corporate governance guidelines;
- Code of business conduct and ethics;
- Charter of the governance and sustainability committee, including the guidelines for selecting board candidates;
- Categorical standards for relationships deemed not to impair independence of non-employee directors;
- Charter of the audit committee;
- Independent auditor services policy;
- Charter of the people, culture and compensation committee;
- Executive officer stock ownership guidelines;
- Outside director stock ownership guidelines;
- Insider trading policy; and
- Anti-corruption policy.

This proxy statement includes several website addresses and references to additional materials found on those websites. These websites and materials are not incorporated by reference herein.

SUBMISSION OF SHAREHOLDER PROPOSALS

Submission of Shareholder Proposals

In accordance with our bylaws, nominations, other than by or at the direction of the board of directors, of candidates for election as directors at the 2024 annual meeting of shareholders must be received by us no earlier than December 5, 2023 and no later than February 3, 2024, and any other shareholder proposed business to be brought before the 2024 annual meeting of shareholders must be received by us no earlier than January 6, 2024 and no later than 5:00 p.m. local time on February 5, 2024. Unlike shareholder proposals properly made under Rule 14a-8 of the Securities Exchange Act of 1934, we are not required to include such nominations and other shareholder proposed business in the proxy statement solicited by the board of directors.

In addition to satisfying the foregoing requirements under our bylaws, to comply with the universal proxy rules for the 2024 annual meeting of shareholders, shareholders who intend to solicit proxies in support of director nominees other than the Company's nominees must generally provide notice in accordance with Rule 14a-19 under the Exchange Act by March 6, 2024.

To be considered for inclusion in the proxy statement solicited by the board of directors pursuant Rule 14a-8, such shareholder proposals for consideration at the 2024 annual meeting of shareholders must be received by us at our principal executive offices by November 24, 2023.

Such nominations or proposals must be submitted to Richard Buchband, Secretary, ManpowerGroup Inc., 100 Manpower Place, Milwaukee, Wisconsin 53212. To avoid disputes as to the date of receipt, it is suggested that any shareholder proposal be submitted by certified mail, return receipt requested.

Other Voting Information

Shareholders may vote over the Internet, by telephone or by completing a traditional proxy card. To vote over the Internet or by telephone, please refer to the instructions on the accompanying proxy card.

The Internet and telephone voting procedures are designed to authenticate shareholder identities, to allow shareholders to give their voting instructions and to confirm that shareholders' instructions have been recorded properly. Shareholders voting via the Internet should understand that there may be costs associated with electronic access, such as usage charges from Internet access providers and telephone companies that must be borne by the shareholder.

Other Matters

Although management is not aware of any other matters that may come before the annual meeting, if any such matters should be presented, the persons named in the accompanying proxy intend to vote such proxy as recommended by the board of directors or, if no such recommendation is given, in their discretion. Shareholders may obtain a copy of our annual report on Form 10-K at no cost by requesting a copy on our Internet web site at <https://investor.manpowergroup.com/shareholder-services/document-request> or by writing to Richard Buchband, Secretary, ManpowerGroup Inc., 100 Manpower Place, Milwaukee, Wisconsin 53212.